



Akron Police Department FY 2023 (August)



Mayor
Daniel Horrigan

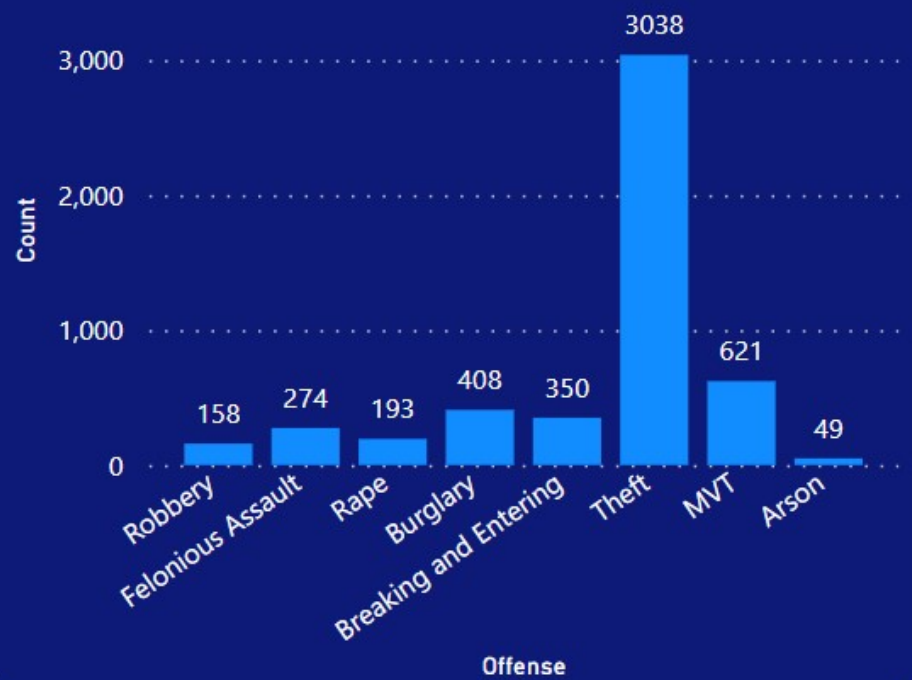
Chief
Stephen L. Mylett

Offense Information

FY 2022 vs FY 2023 Reported Crimes

Year	2022	2023	# Change	% Change
Robbery	169	158	-11	-7%
Felonious Assault	240	274	34	14%
Rape	157	193	36	23%
Burglary	513	408	-105	-20%
Breaking and Entering	466	350	-116	-25%
Theft	3324	3038	-286	-9%
MVT	893	621	-272	-30%
Arson	77	49	-28	-36%
Total	5839	5091	-748	-13%

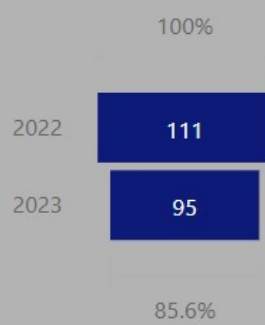
FY 2023 Reported Crimes



FY 2022 vs FY 2023 Murders

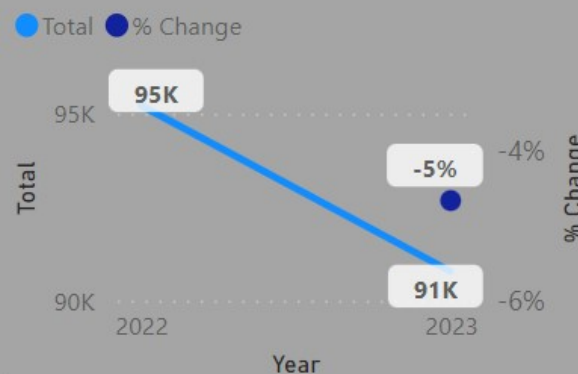
Year	2022	2023	# Change	% Change
January	5	1	-4	-80%
February	2	3	1	50%
March		4	4	
April	4	3	-1	-25%
May	5	2	-3	-60%
June	3			-100%
July	10	2	-8	-80%
August	2	4	2	100%
Total	31	19	-12	-39%

FY 2022 vs FY 2023 Overdose Deaths



Call & Firearm Information

FY 2022 vs FY 2023 All* Calls For Service



FY 2022 vs FY 2023 Firearms-related Offenses



FY 2022 vs FY 2023 Firearms Recovered Offenses



Use of Force & Complaint Information

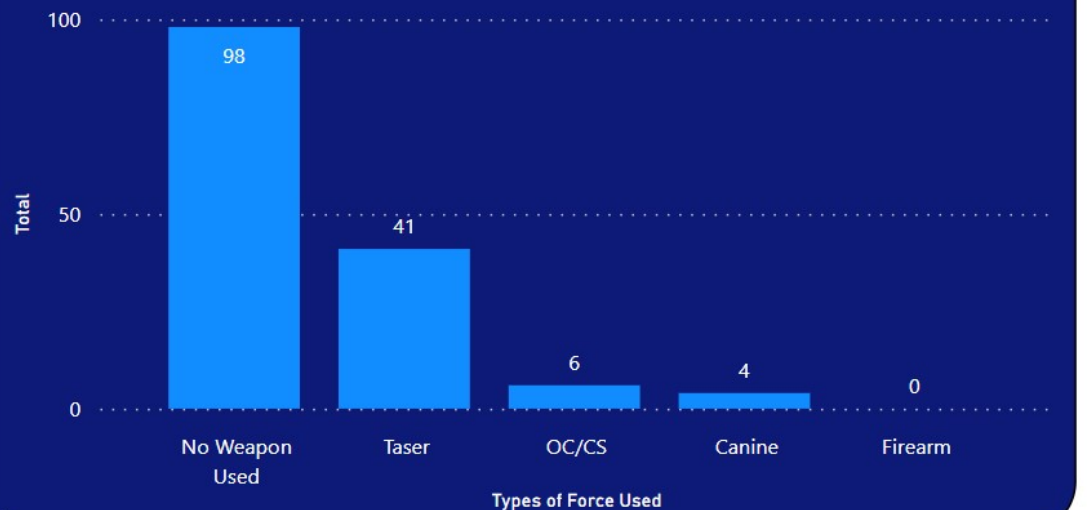
FY 2022 vs 2023 Use of Force

Use of Force Statistics	2022	2023	# Change	% Change
Reported Use of Force Incidents	136	149	13	10%

FY 2022 vs 2023 Complaints

2022	2023	# Change	% Change
24	23	1	-4%

2023 Types of Force Used



There is a use of force incident roughly once every 609 ALL Calls (90,779 CFS) in 2023. (149 Uses of Force) There is a complaint roughly once every 3,947 ALL Calls in 2023. (23 complaints)