

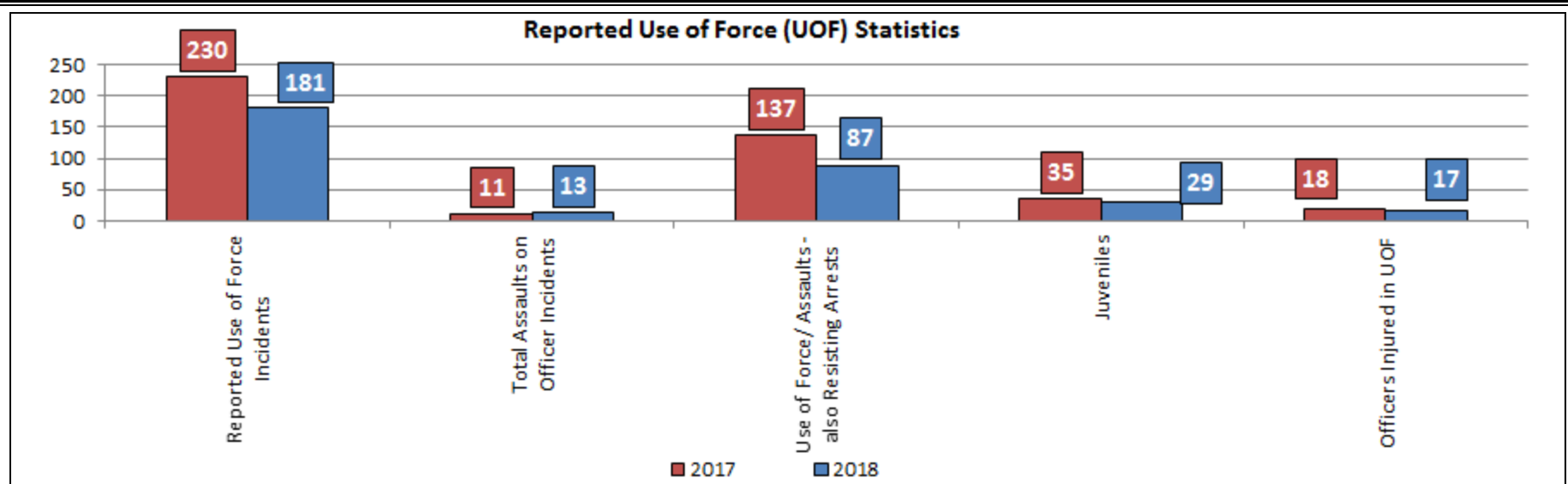
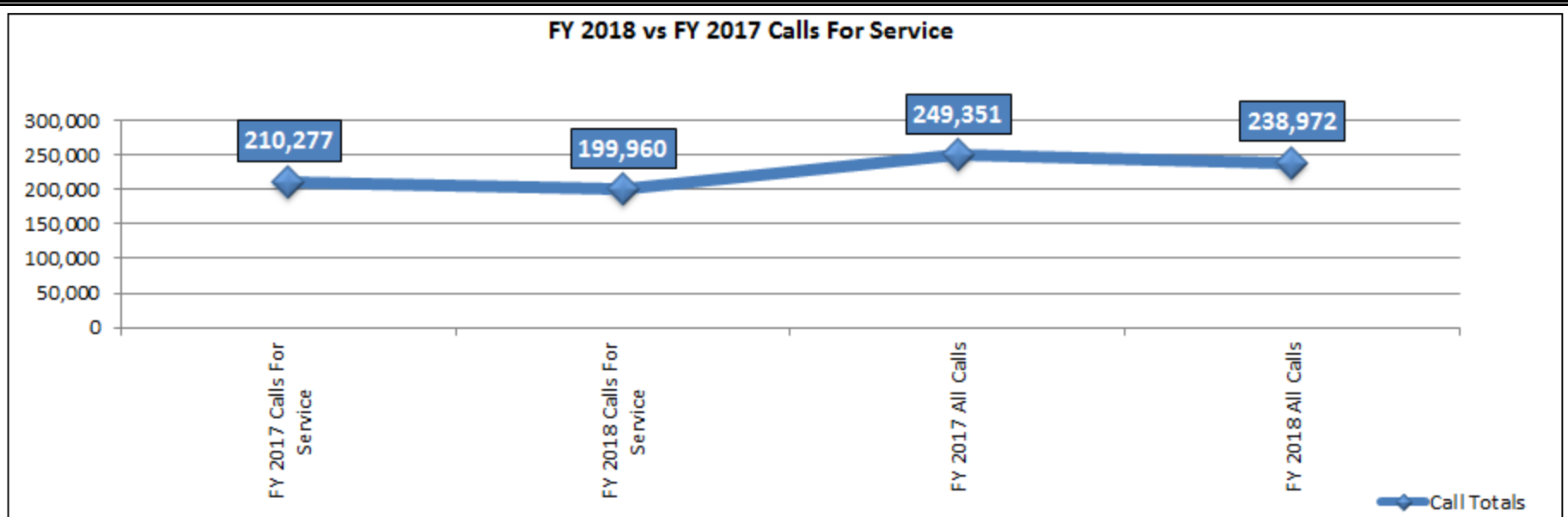
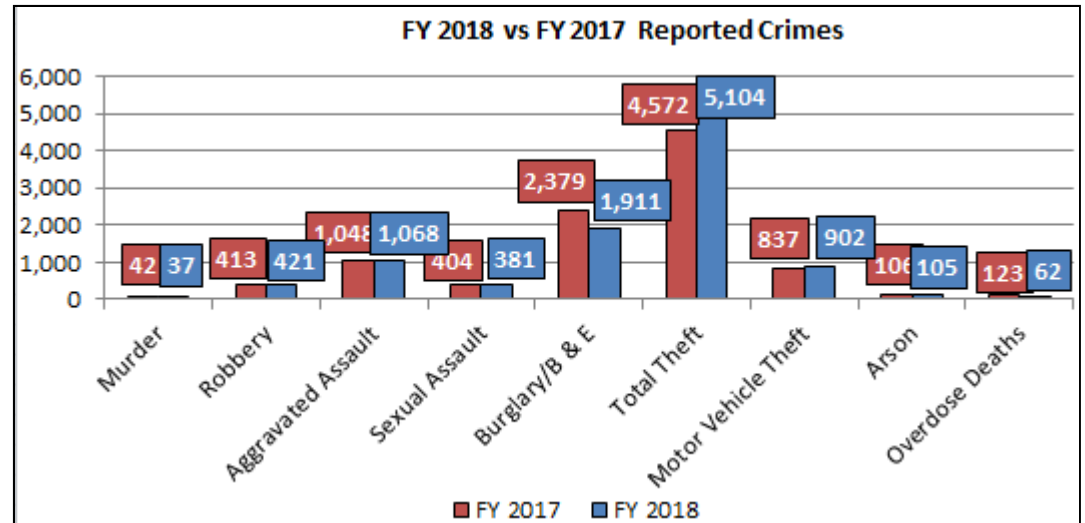


Mayor
Daniel Horrigan

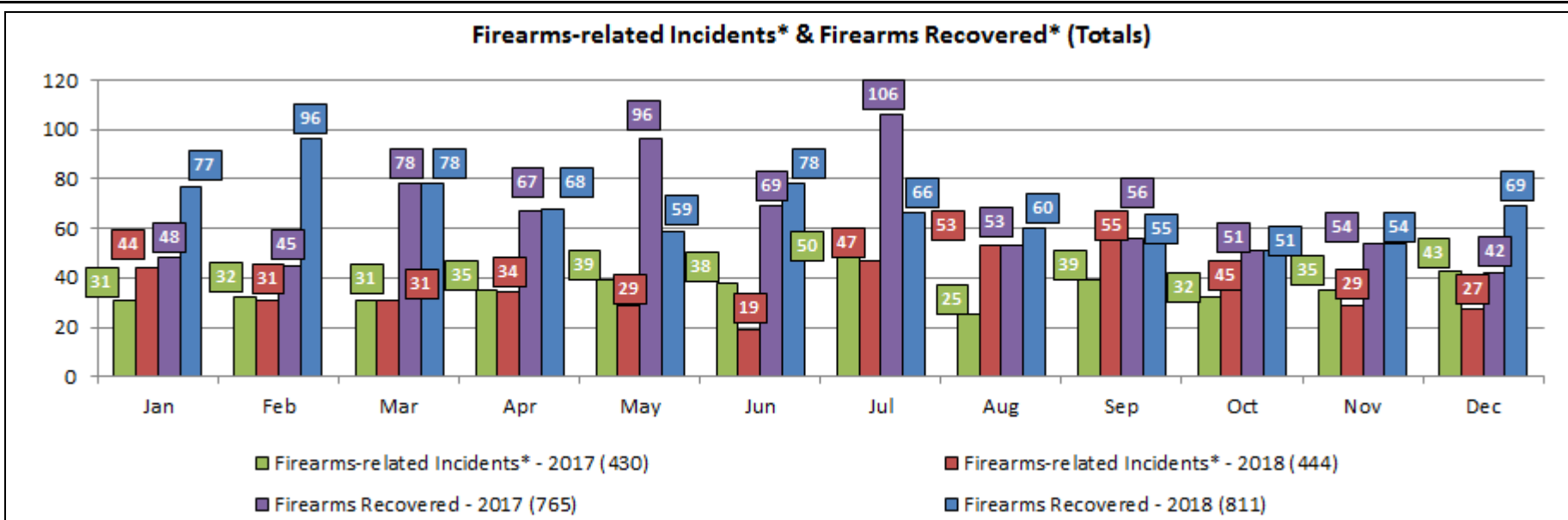


Chief
Kenneth R. Ball II

Offense	FY 2018	FY 2017	% Change	# Change
Murder	37	42	-12%	-5
Robbery	421	413	2%	8
Aggravated Assault	1,068	1,048	2%	20
Sexual Assault	381	404	-6%	-23
Burglary/B & E	1,911	2,379	-20%	-468
Total Theft	5,104	4,572	12%	532
Motor Vehicle Theft	902	837	8%	65
Arson	105	106	-1%	-1
Overdose Deaths	62	123	-50%	-61
Totals	9,991	9,924	1%	67



There is a use of force incident roughly once every 1,105 ALL CFS** (199,960 CFS**) thus far in 2018. (181 Uses of Force) There is a complaint roughly once every 3,999 ALL CFS** thus far in 2018. (50 complaints)



As of 1/2/2018 – Firearms-Related Incidents are now including city code violations

Source: CadSql2 db (CFS), .net Reporting Services (Crimes, SA=11*,36*), Murders (Sidoti**), Firearms* (Infantino, Firearms Table/EFP), UOF/Budget Info (Patrol/Carey-info current as of Date Ran)
Logic: qry --- ALL Calls & CFS – all calls minus 3s, 18s, 29s .net app, PC stats, * on OD Deaths-# subject to change pending ME results/no comparison to 2013, not included in 'Totals' final total.

**Murder: The UCR Program does not include the following situations in the Murder offense classification: deaths caused by negligence, suicide, or accident; justifiable homicides; and attempts to murder or assaults to murder, which are classified as aggravated assaults.

Date Ran:1/3/2019