

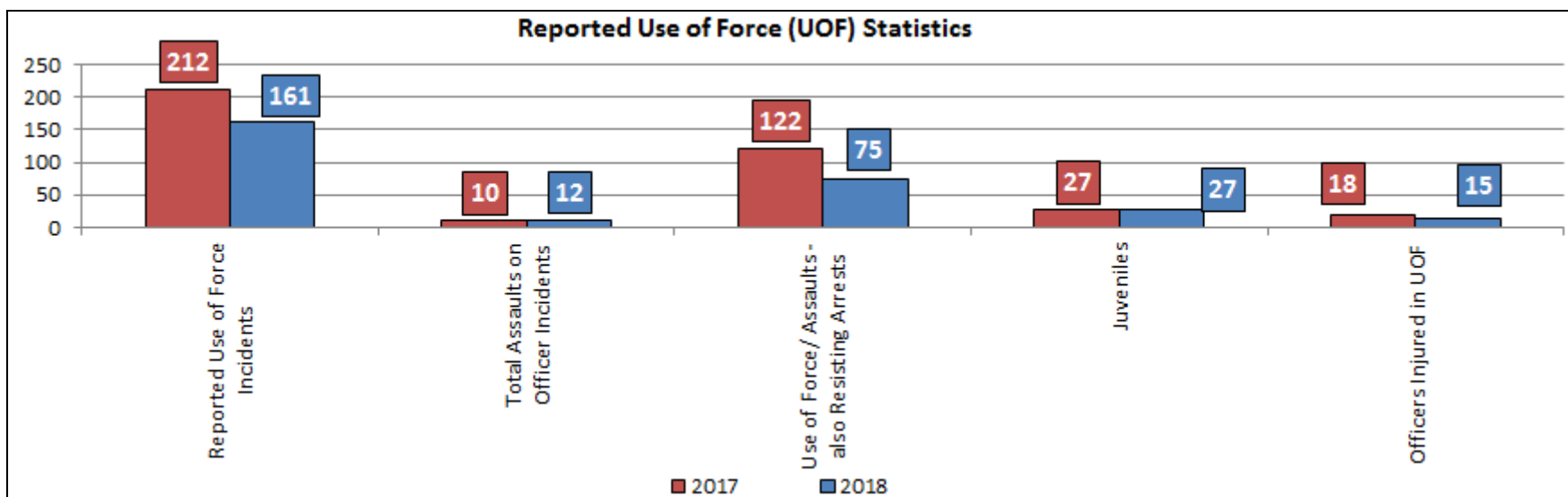
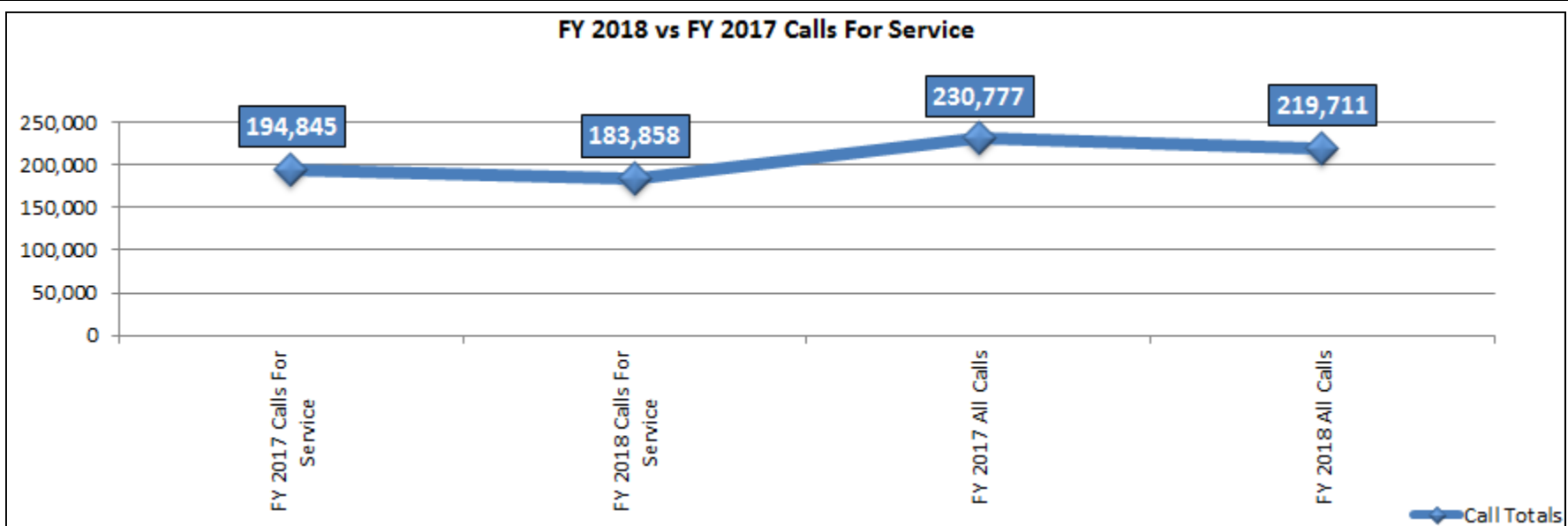
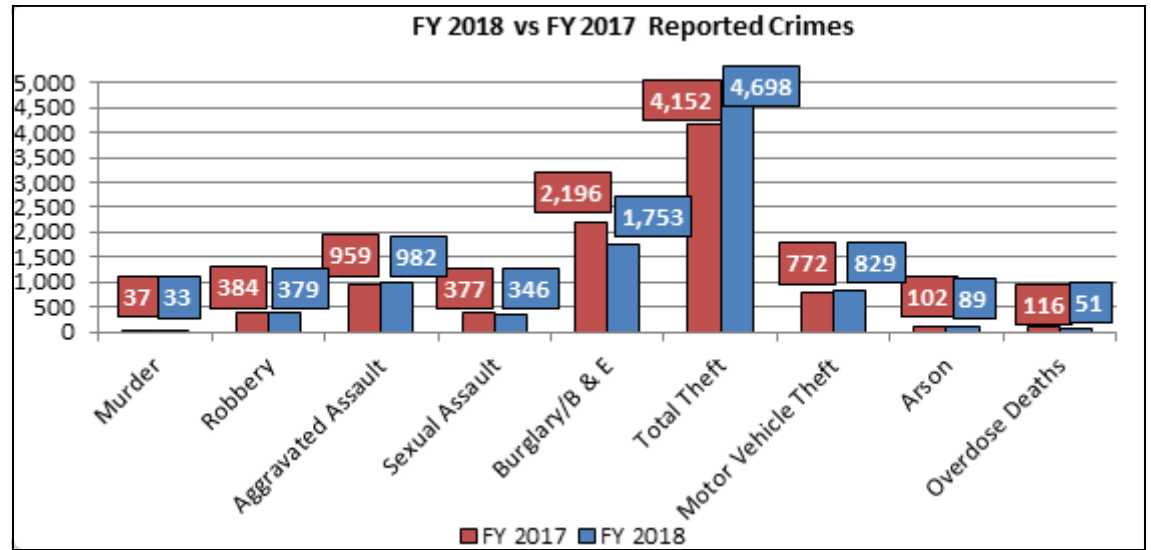


Mayor
Daniel Horrigan

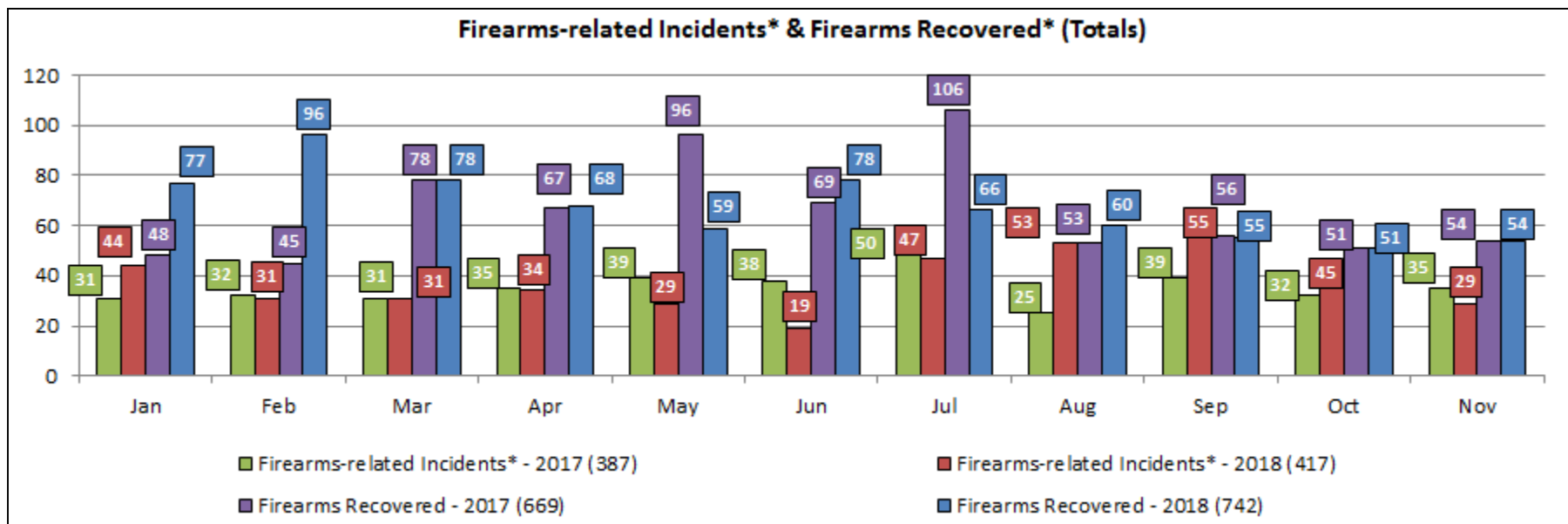


Chief
Kenneth R. Ball II

Offense	FY 2018	FY 2017	% Change	# Change
Murder	33	37	-11%	-4
Robbery	379	384	-1%	-5
Aggravated Assault	982	959	2%	23
Sexual Assault	346	377	-8%	-31
Burglary/B & E	1,753	2,196	-20%	-443
Total Theft	4,698	4,152	13%	546
Motor Vehicle Theft	829	772	7%	57
Arson	89	102	-13%	-13
Overdose Deaths	51	116	-56%	-65
Totals	9,160	9,095	1%	65



There is a use of force incident roughly once every 1,141 ALL CFS** (183,858 CFS**) thus far in 2018. (161 Uses of Force) There is a complaint roughly once every 3,830 ALL CFS** thus far in 2018. (48 complaints)



As of 1/2/2018 – Firearms-Related Incidents are now including city code violations

Source: CadSql2 db (CFS), .net Reporting Services (Crimes, SA=11*,36*), Murders (Sidoti**), Firearms* (Infantino, Firearms Table/EFP), UOF/Budget Info (Patrol/Carey-info current as of Date Ran)
Logic: qry --- ALL Calls & CFS – all calls minus 3s, 18s, 29s .net app, PC stats, * on OD Deaths-# subject to change pending ME results/no comparison to 2013, not included in 'Totals' final total.

**Murder: The UCR Program does not include the following situations in the Murder offense classification: deaths caused by negligence, suicide, or accident; justifiable homicides; and attempts to murder or assaults to murder, which are classified as aggravated assaults.
Date Ran:12/4/2018