



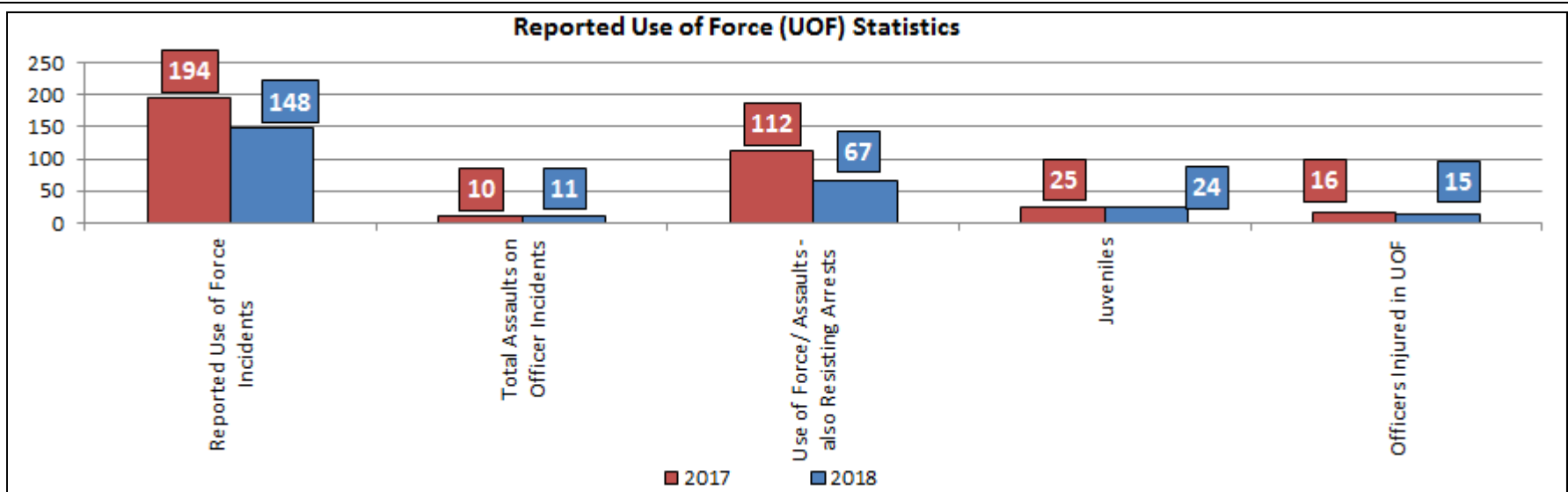
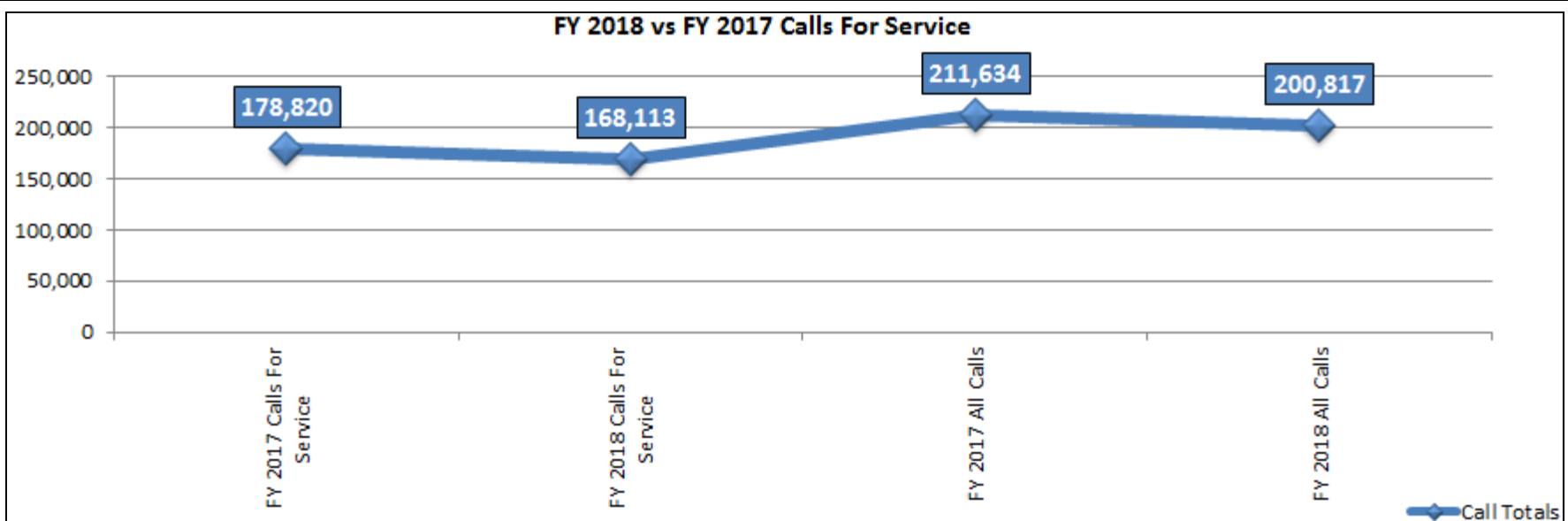
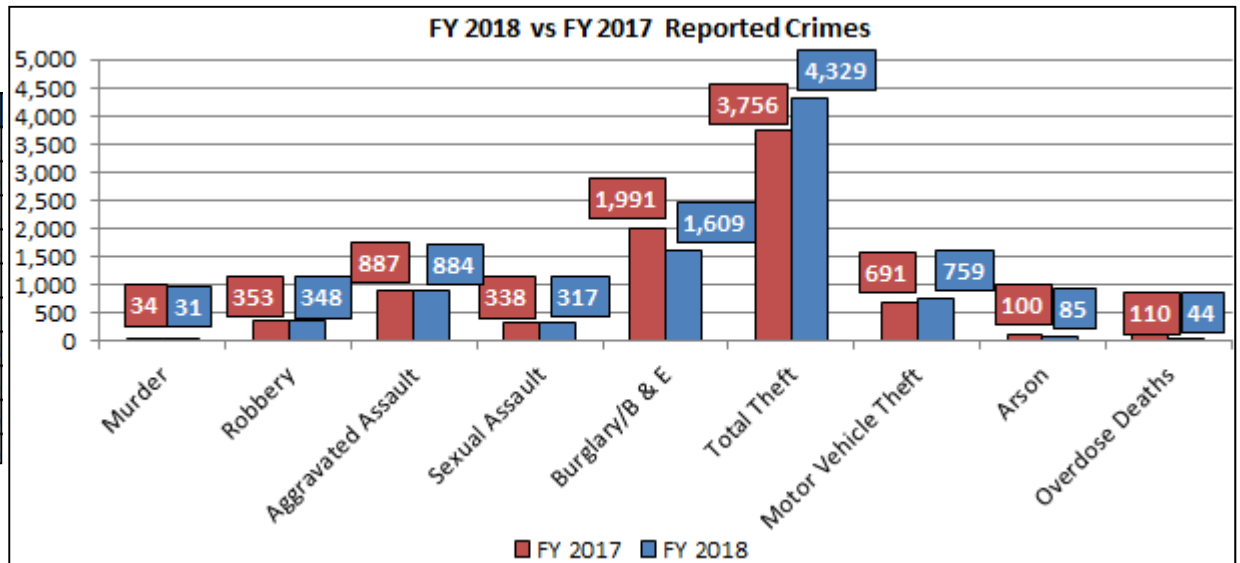
Akron Police Department "At A Glance"  
FY 2018 (October)



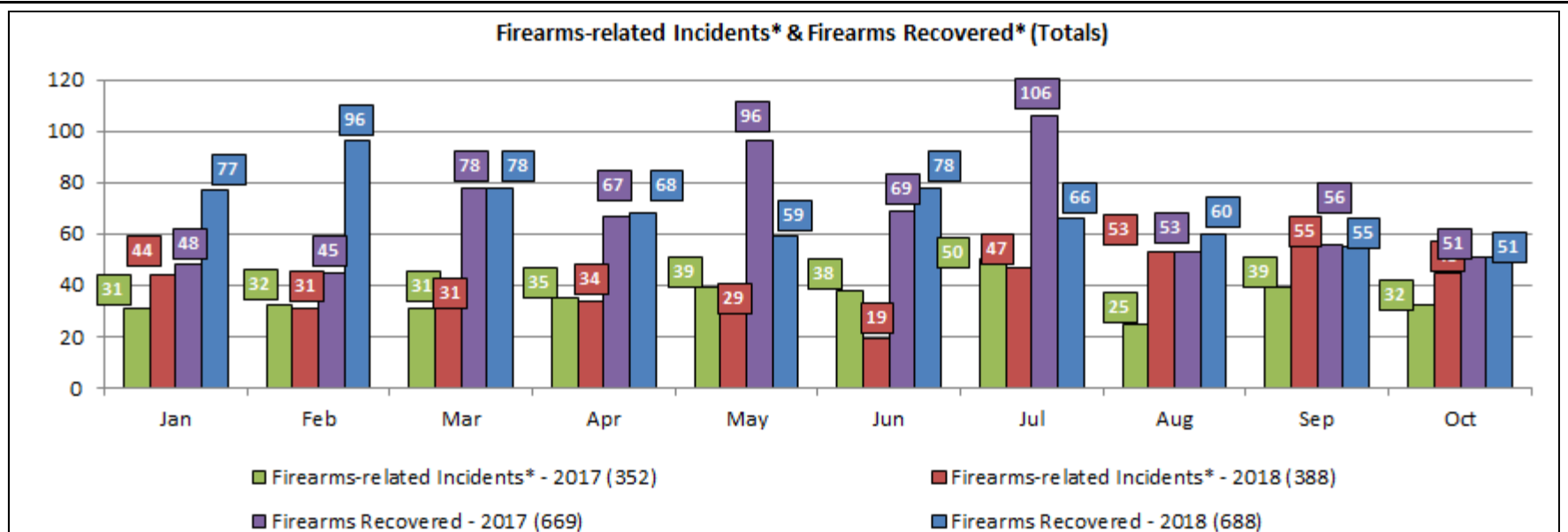
Mayor  
Daniel Horrigan

Chief  
Kenneth R. Ball II

Offense	FY 2018	FY 2017	% Change	# Change
Murder	31	34	-9%	-3
Robbery	348	353	-1%	-5
Aggravated Assault	884	887	0%	-3
Sexual Assault	317	338	-6%	-21
Burglary/B & E	1,609	1,991	-19%	-382
Total Theft	4,329	3,756	15%	573
Motor Vehicle Theft	759	691	10%	68
Arson	85	100	-15%	-15
Overdose Deaths	44	110	-60%	-66
Totals	8,406	8,260	2%	146



There is a use of force incident roughly once every 1,136 ALL CFS\*\* (168,113 CFS\*\*) thus far in 2018. (148 Uses of Force) There is a complaint roughly once every 3,821 ALL CFS\*\* thus far in 2018. (44 complaints)



As of 1/2/2018 – Firearms-Related Incidents are now including city code violations

Source: CadSql2 db (CFS), .net Reporting Services (Crimes, SA=11\*,36\*), Murders (Sidoti\*\*), Firearms\* (Infantino, Firearms Table/EFP), UOF/Budget Info (Patrol/Carey-info current as of Date Ran)  
Logic: qry --- ALL Calls & CFS – all calls minus 3s, 18s, 29s .net app, PC stats, \* on OD Deaths-# subject to change pending ME results/no comparison to 2013, not included in 'Totals' final total.

\*\*Murder: The UCR Program does not include the following situations in the Murder offense classification: deaths caused by negligence, suicide, or accident; justifiable homicides; and attempts to murder or assaults to murder, which are classified as aggravated assaults.  
Date Ran:11/1/2018