



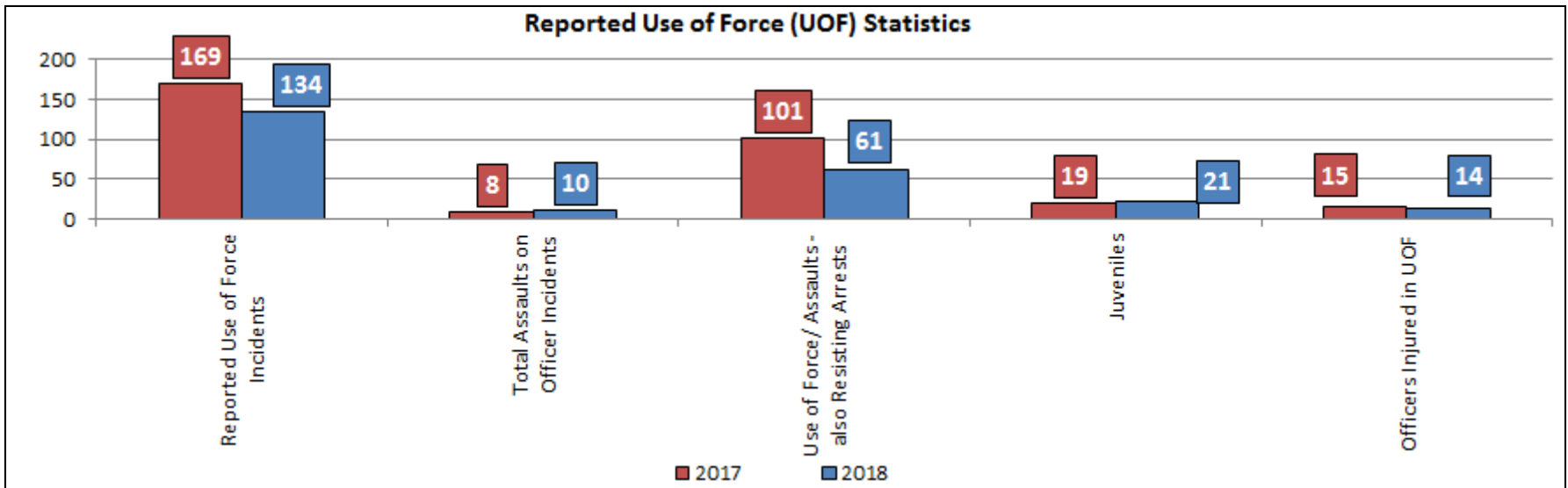
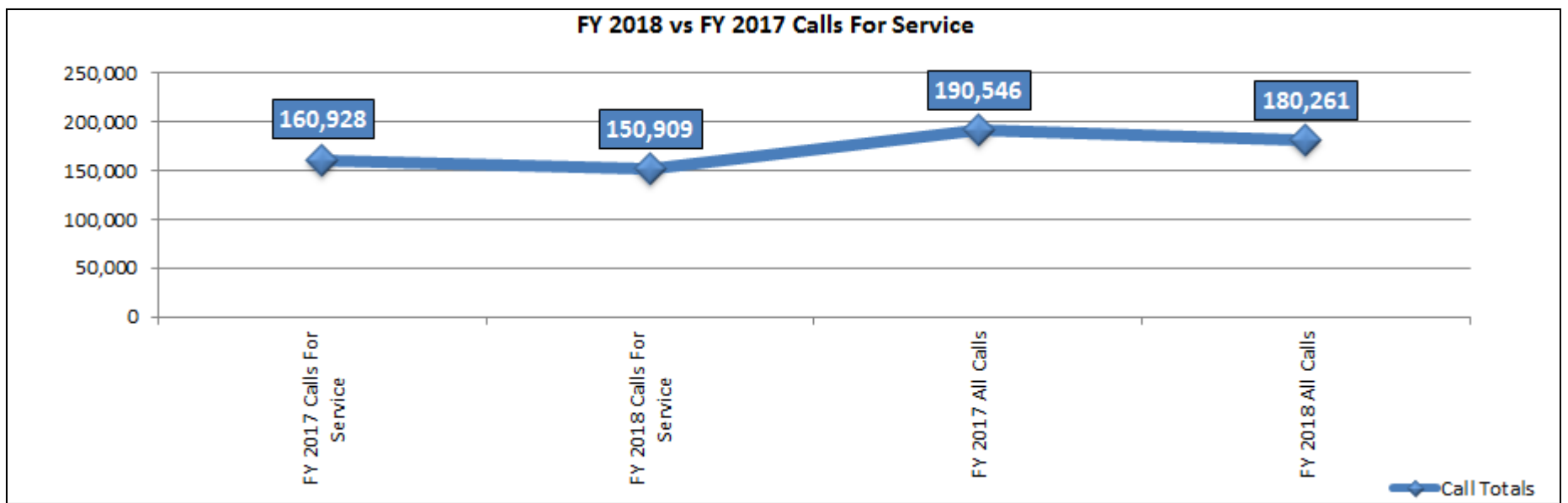
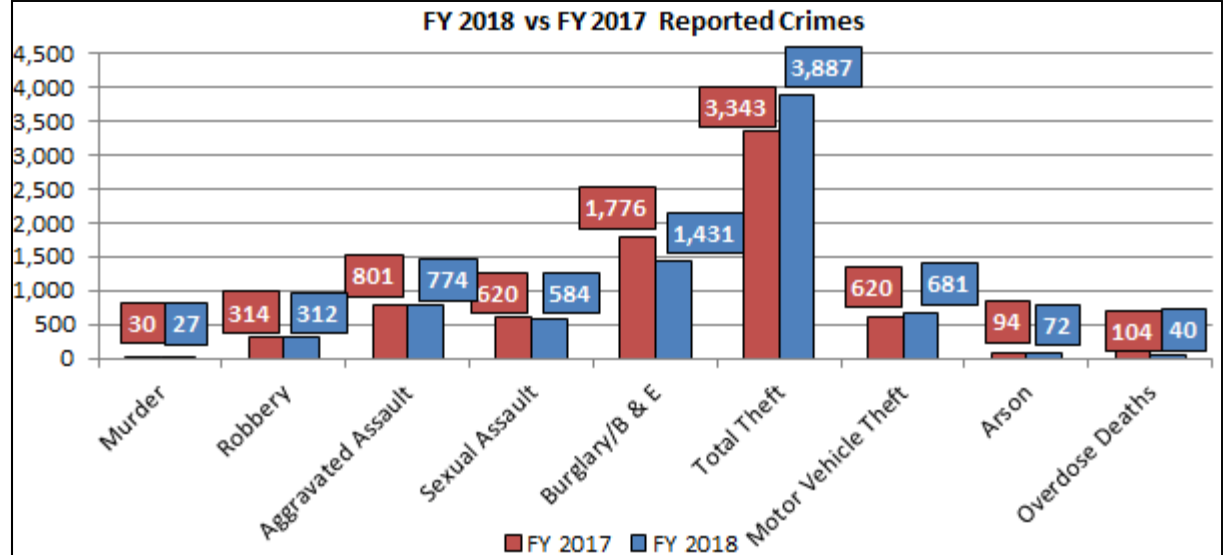
Akron Police Department "At A Glance"
FY 2018 (September)



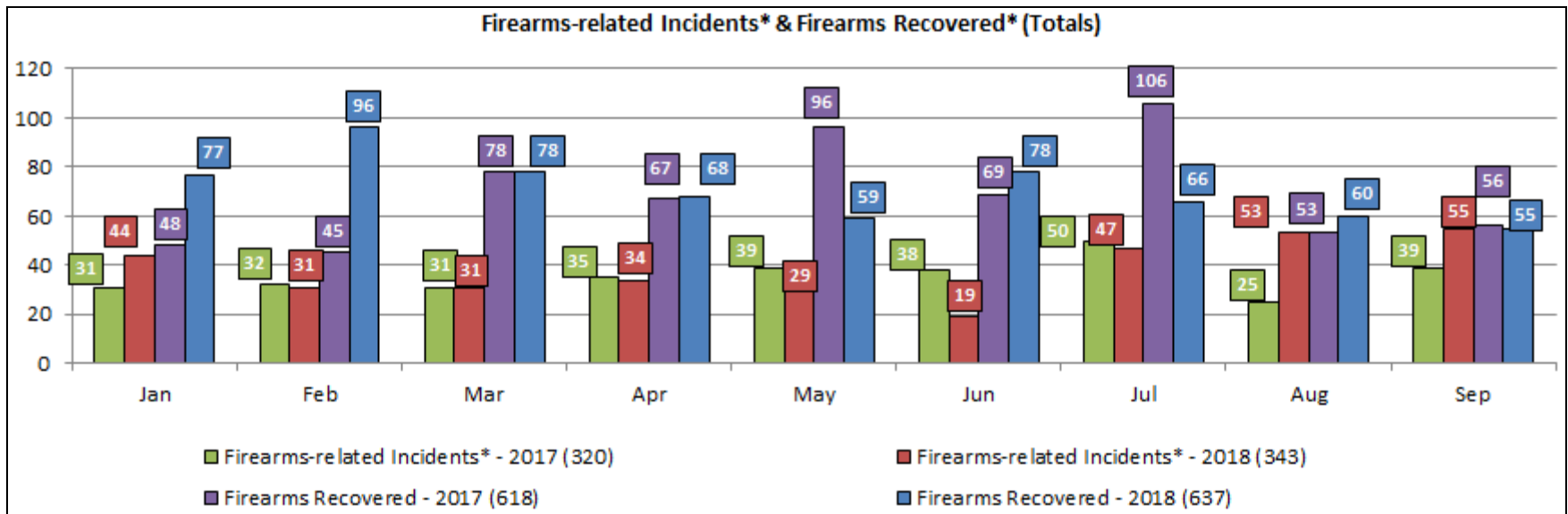
Mayor
Daniel Horrigan

Chief
Kenneth R. Ball II

Offense	FY 2018	FY 2017	% Change	# Change
Murder	27	30	-10%	-3
Robbery	312	314	-1%	-2
Aggravated Assault	774	801	-3%	-27
Sexual Assault	584	620	-6%	-36
Burglary/B & E	1,431	1,776	-19%	-345
Total Theft	3,887	3,343	16%	544
Motor Vehicle Theft	681	620	10%	61
Arson	72	94	-23%	-22
Overdose Deaths	40	104	-62%	-64
Totals	7,808	7,702	1%	106



There is a use of force incident roughly once every 1,126 ALL CFS** (150,909 CFS**) thus far in 2018. (134 Uses of Force)
There is a complaint roughly once every 3,680 ALL CFS** thus far in 2018. (41 complaints)



As of 1/2/2018 – Firearms-Related Incidents are now including city code violations

Source: CadSql2 db (CFS), .net Reporting Services (Crimes, SA=11*,36*), Murders (Sidoti**), Firearms* (Infantino, Firearms Table/EFP), UOF/Budget Info (Patrol/Carey-info current as of Date Ran)
Logic: qry --- ALL Calls & CFS – all calls minus 3s, 18s, 29s .net app, PC stats, * on OD Deaths-# subject to change pending ME results/no comparison to 2013, not included in 'Totals' final total.

**Murder: The UCR Program does not include the following situations in the Murder offense classification: deaths caused by negligence, suicide, or accident; justifiable homicides; and attempts to murder or assaults to murder, which are classified as aggravated assaults.
Date Ran:10/2/2018