



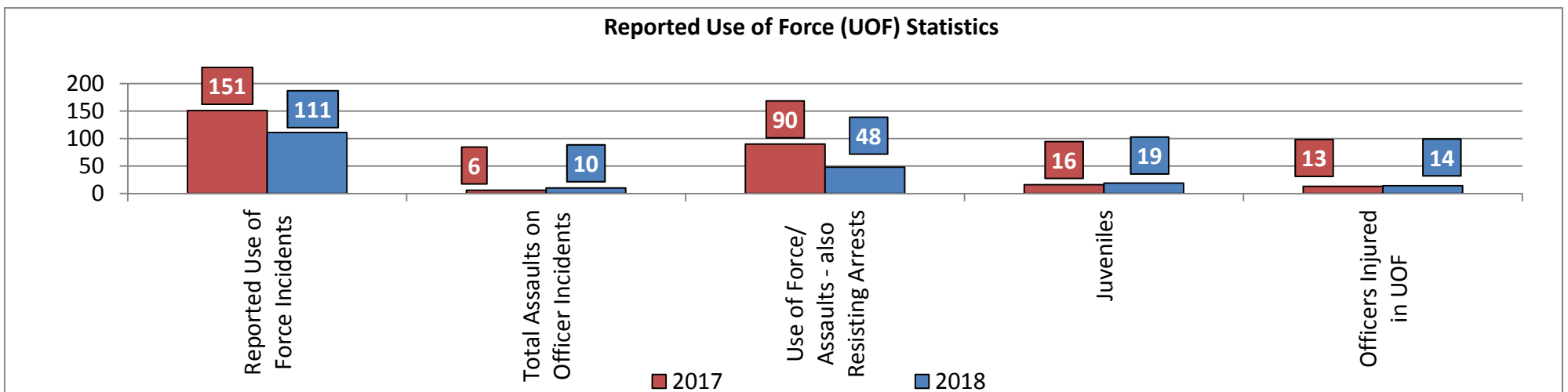
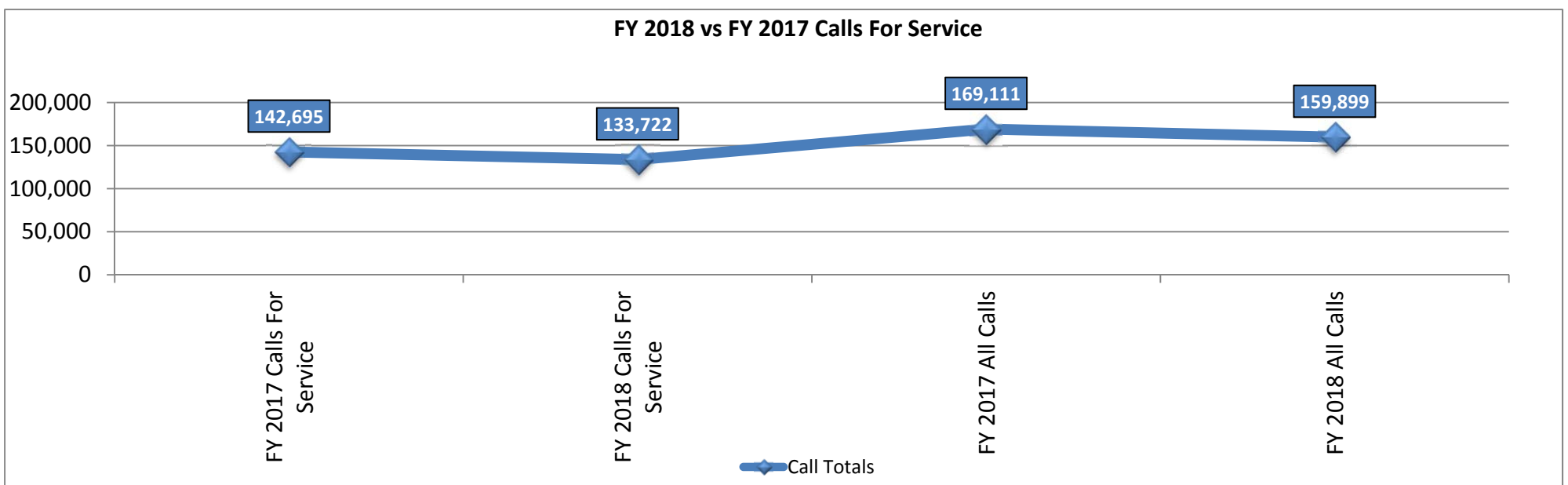
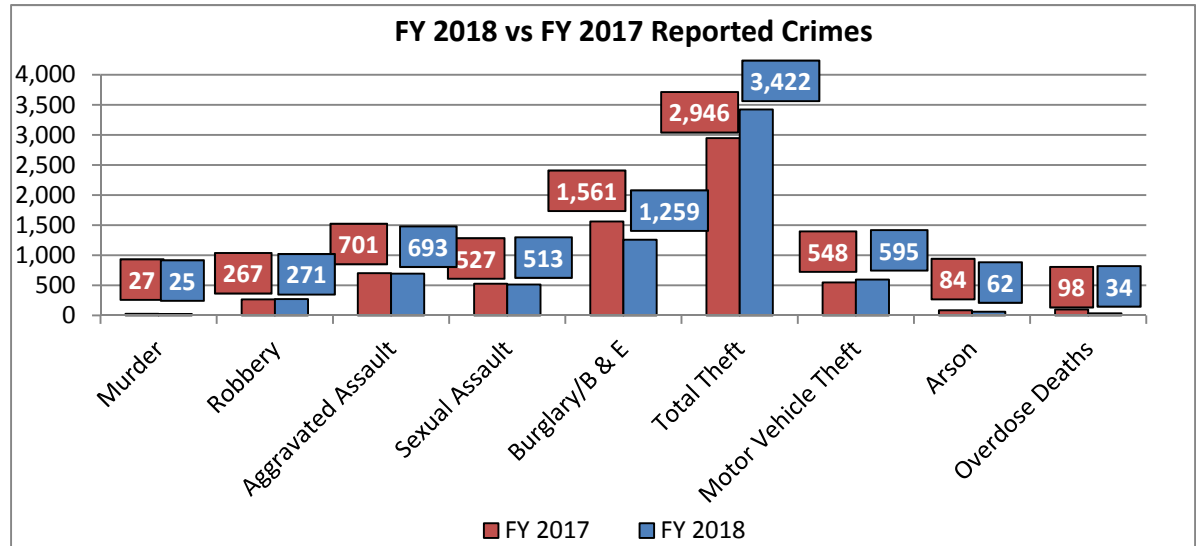
Akron Police Department "At A Glance"  
FY 2018 (August)



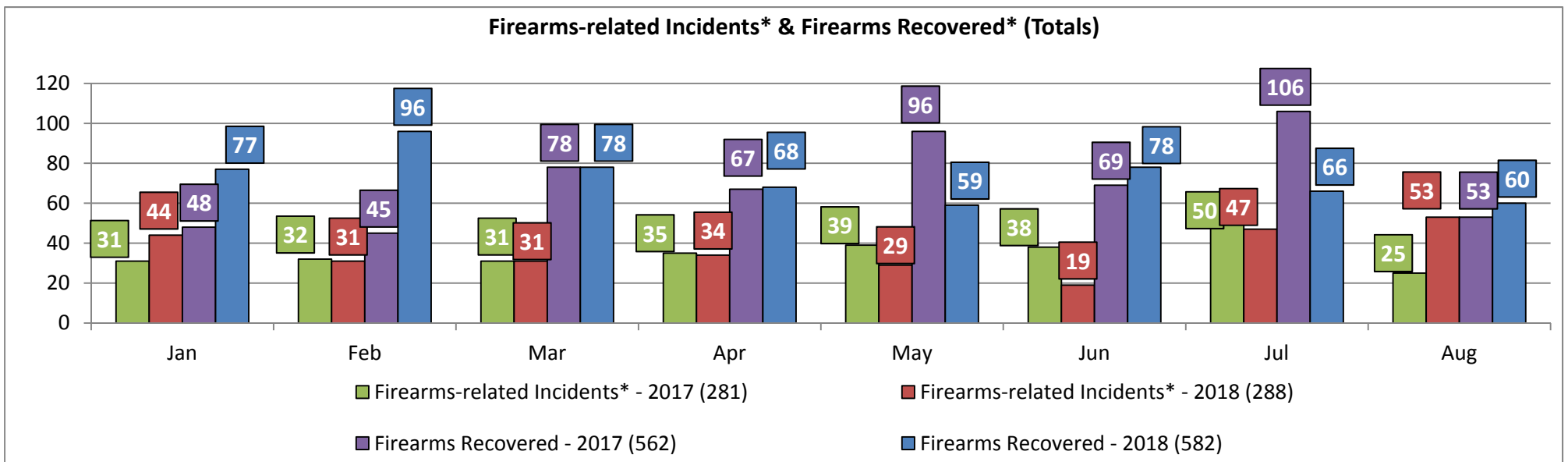
Mayor  
Daniel Horrigan

Chief  
Kenneth R. Ball II

Offense	FY 2018	FY 2017	% Change	# Change
Murder	25	27	-7%	-2
Robbery	271	267	1%	4
Aggravated Assault	693	701	-1%	-8
Sexual Assault	513	527	-3%	-14
Burglary/B & E	1,259	1,561	-19%	-302
Total Theft	3,422	2,946	16%	476
Motor Vehicle Theft	595	548	9%	47
Arson	62	84	-26%	-22
Overdose Deaths	34	98	-65%	-64
Totals	6,874	6,759	2%	115



There is a use of force incident roughly once every 1,205 ALL CFS\*\* (133,722 CFS\*\*) thus far in 2018. (111 Uses of Force)  
There is a complaint roughly once every 4,052 ALL CFS\*\* thus far in 2018. (33 complaints)



As of 1/2/2018 – Firearms-Related Incidents are now including city code violations

Source: CadSql2 db (CFS), .net Reporting Services (Crimes, SA=11\*,36\*), Murders (Sidoti\*\*), Firearms\* (Infantino, Firearms Table/EFP), UOF/Budget Info (Patrol/Carey-info current as of Date Ran)  
Logic: qry --- ALL Calls & CFS – all calls minus 3s, 18s, 29s .net app, PC stats, \* on OD Deaths-# subject to change pending ME results/no comparison to 2013, not included in 'Totals' final total.

\*Changes made to reflect corrections, add attempts for firearms and remove one ORC code\*

\*\*Murder: The UCR Program does not include the following situations in the Murder offense classification: deaths caused by negligence, suicide, or accident; justifiable homicides; and attempts to murder or assaults to murder, which are classified as aggravated assaults.

Date Ran:9/4/2018