



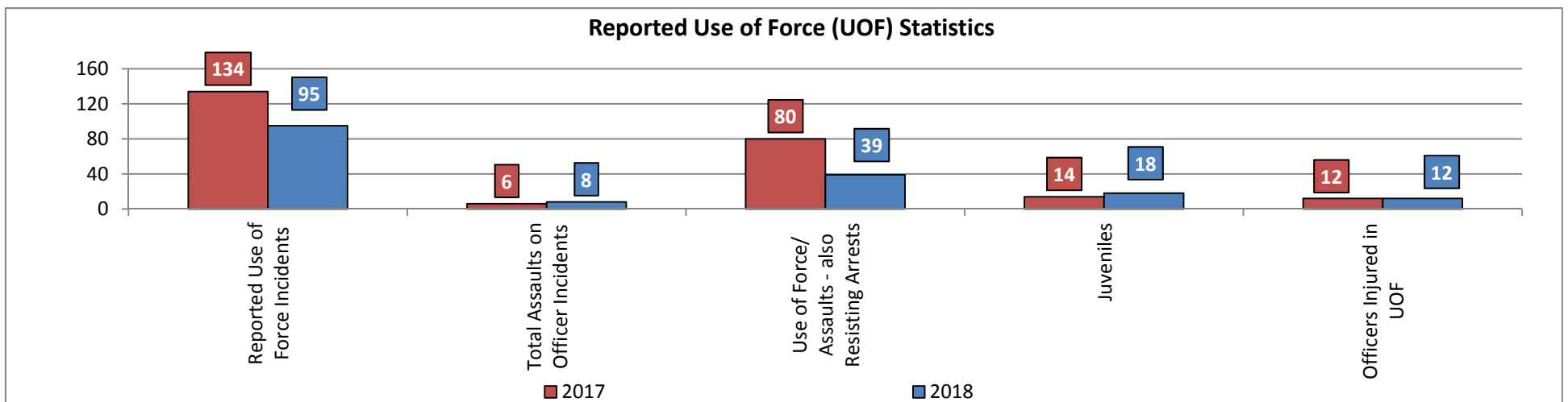
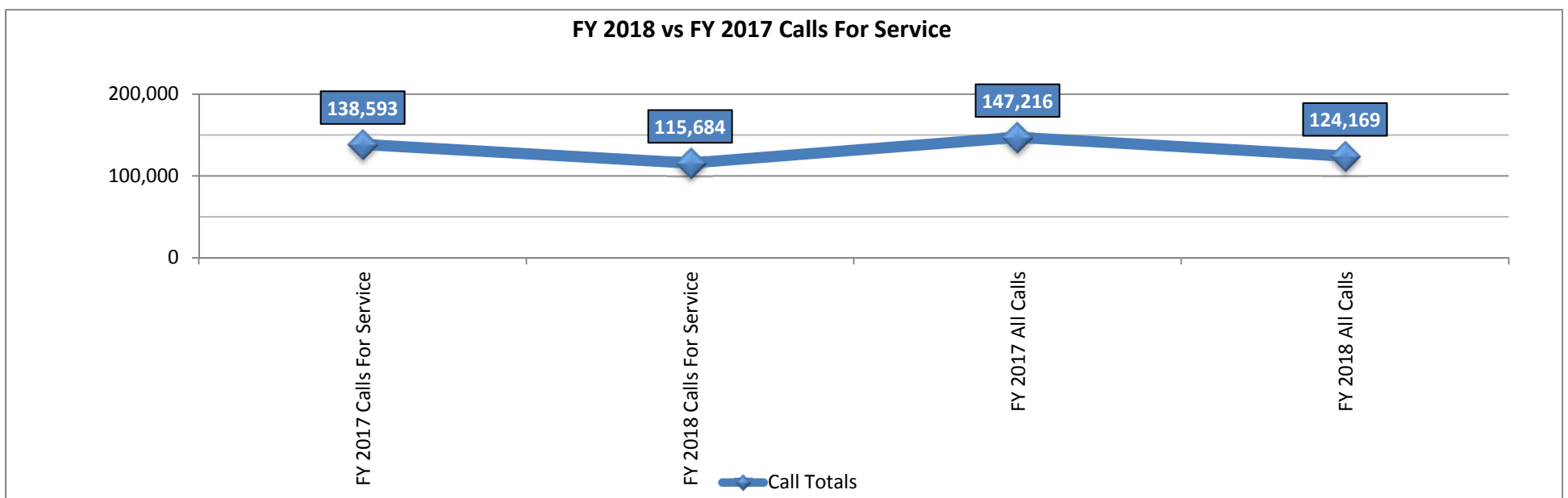
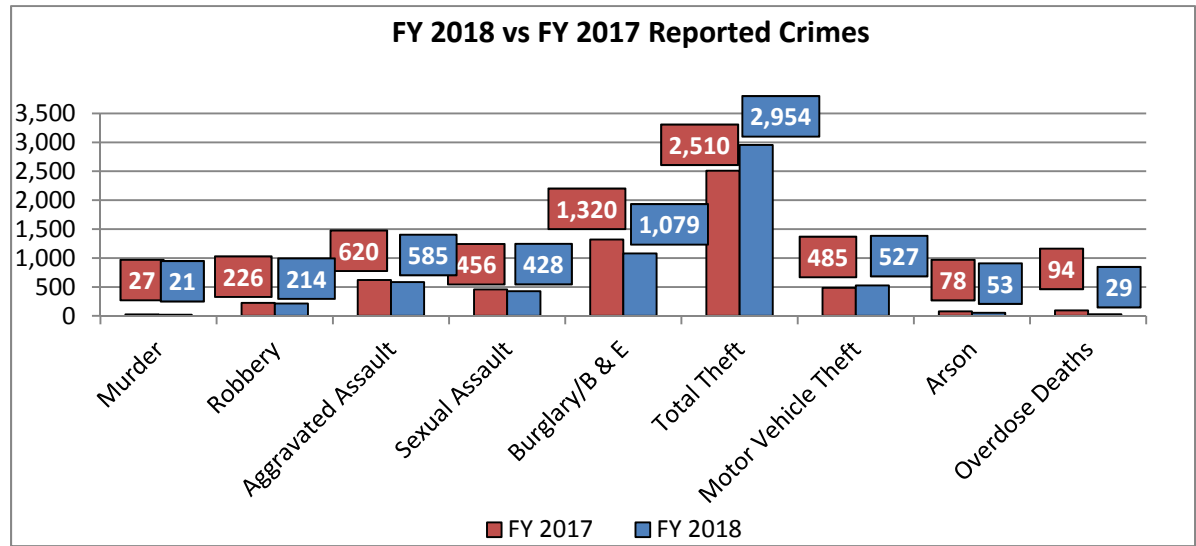
Akron Police Department "At A Glance"
FY 2018 (July)



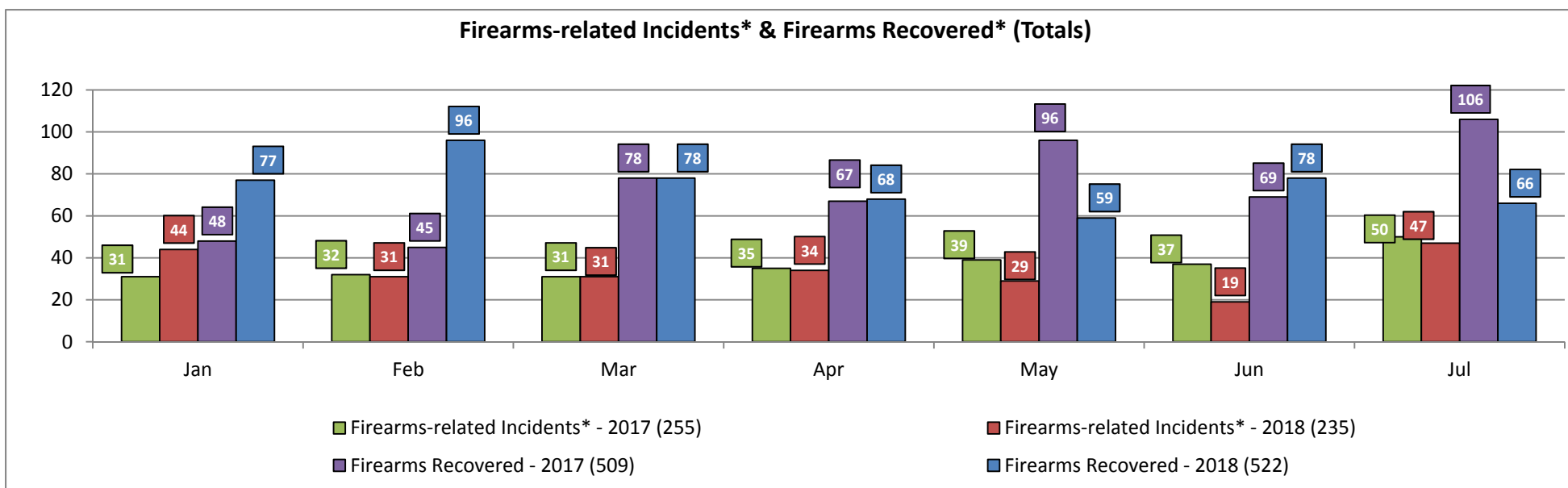
Mayor
Daniel Horrigan

Chief
Kenneth R. Ball II

| Offense | FY 2018 | FY 2017 | % Change | # Change |
|---------------------|---------|---------|----------|----------|
| Murder | 21 | 27 | -22% | -6 |
| Robbery | 214 | 226 | -5% | -12 |
| Aggravated Assault | 585 | 620 | -6% | -35 |
| Sexual Assault | 428 | 456 | -6% | -28 |
| Burglary/B & E | 1,079 | 1,320 | -18% | -241 |
| Total Theft | 2,954 | 2,510 | 18% | 444 |
| Motor Vehicle Theft | 527 | 485 | 9% | 42 |
| Arson | 53 | 78 | -32% | -25 |
| Overdose Deaths | 29 | 94 | -69% | -65 |
| Totals | 5,890 | 5,816 | 1% | 74 |



There is a use of force incident roughly once every 1,218 ALL CFS** (115,684 CFS**) thus far in 2018. (95 Uses of Force)
There is a complaint roughly once every 3,856 ALL CFS** thus far in 2018. (30 complaints)



As of 1/2/2018 – Firearms-Related Incidents are now including city code violations

Source: CadSql2 db (CFS), .net Reporting Services (Crimes, SA=11*,36*), Murders (Sidoti**), Firearms* (Infantino, Firearms Table/EFP), UOF/Budget Info (Patrol/Carey-info current as of Date Ran)
Logic: qry --- ALL Calls & CFS – all calls minus 3s, 18s, 29s .net app, PC stats, * on OD Deaths-# subject to change pending ME results/no comparison to 2013, not included in 'Totals' final total.

**Changes made to reflect corrections, add attempts for firearms and remove one ORC code*

**Murder: The UCR Program does not include the following situations in the Murder offense classification: deaths caused by negligence, suicide, or accident; justifiable homicides; and attempts to murder or assaults to murder, which are classified as aggravated assaults.