



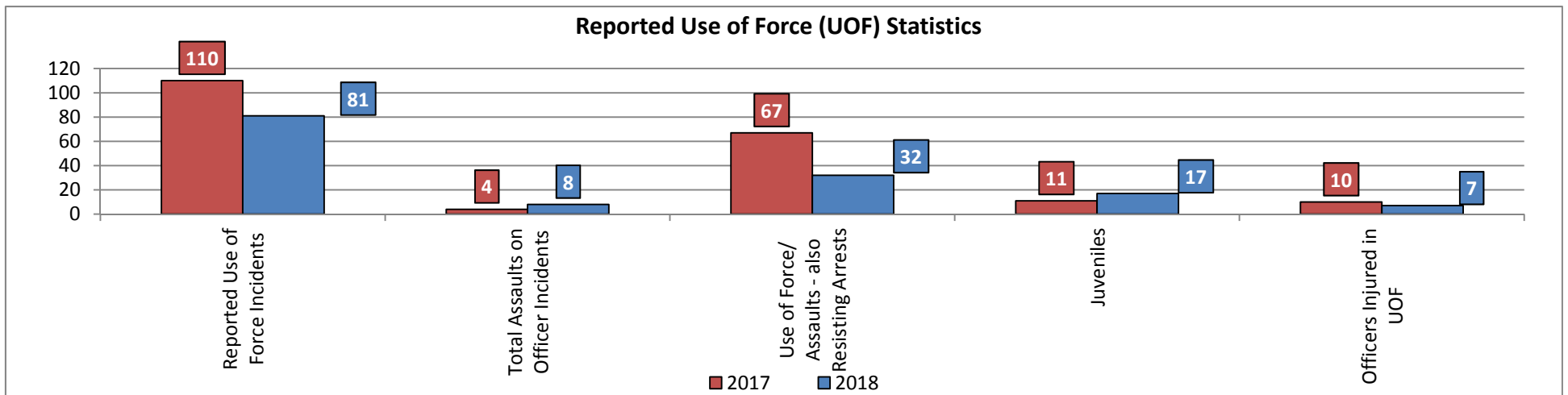
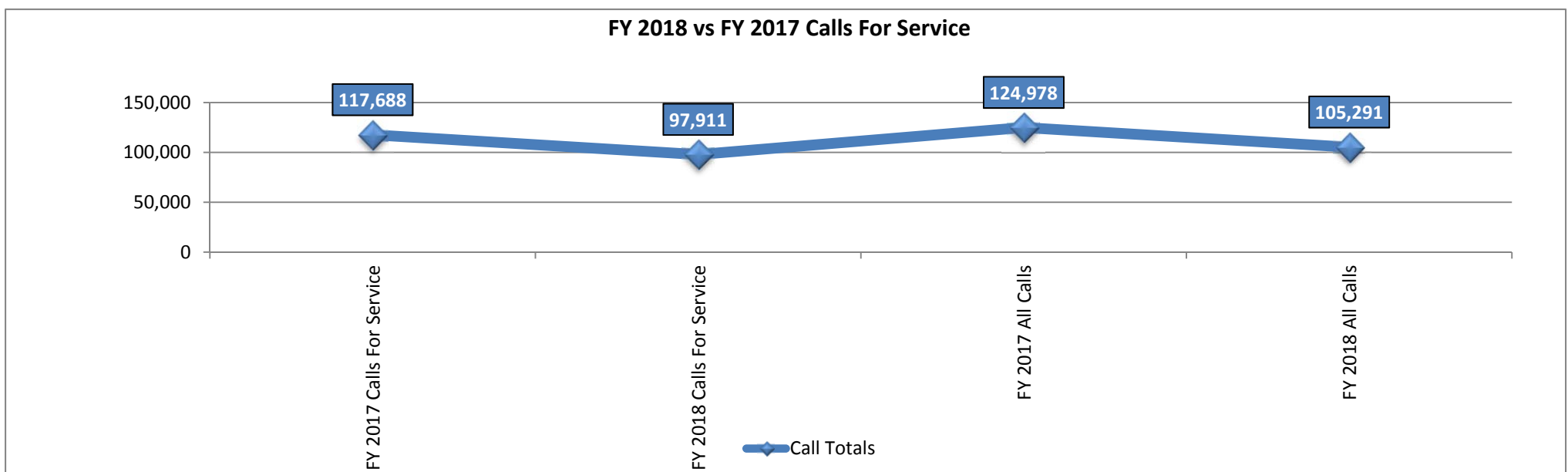
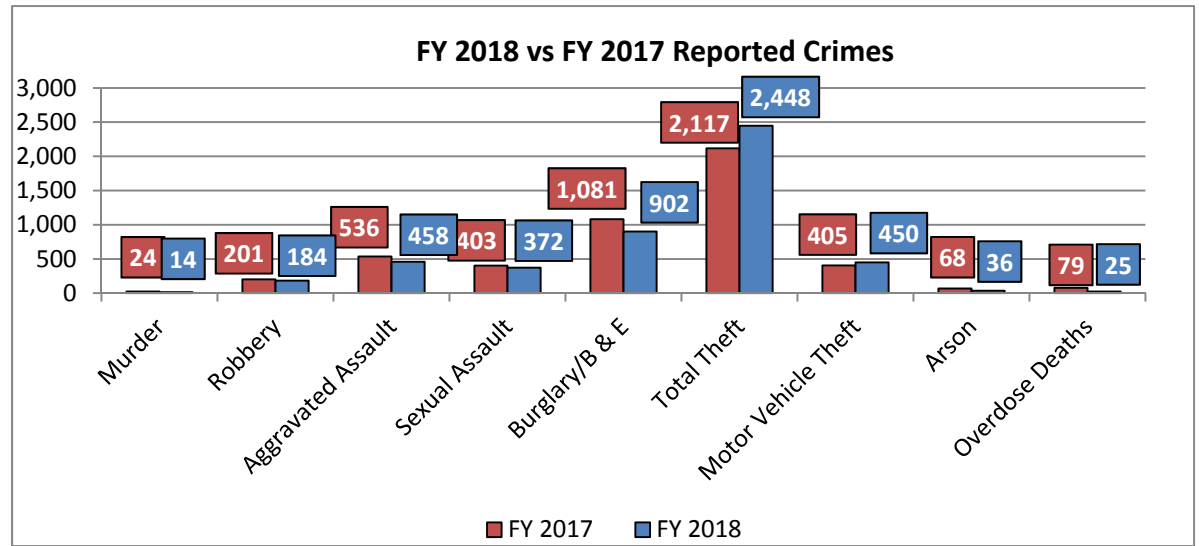
Akron Police Department "At A Glance"
FY 2018 (June)



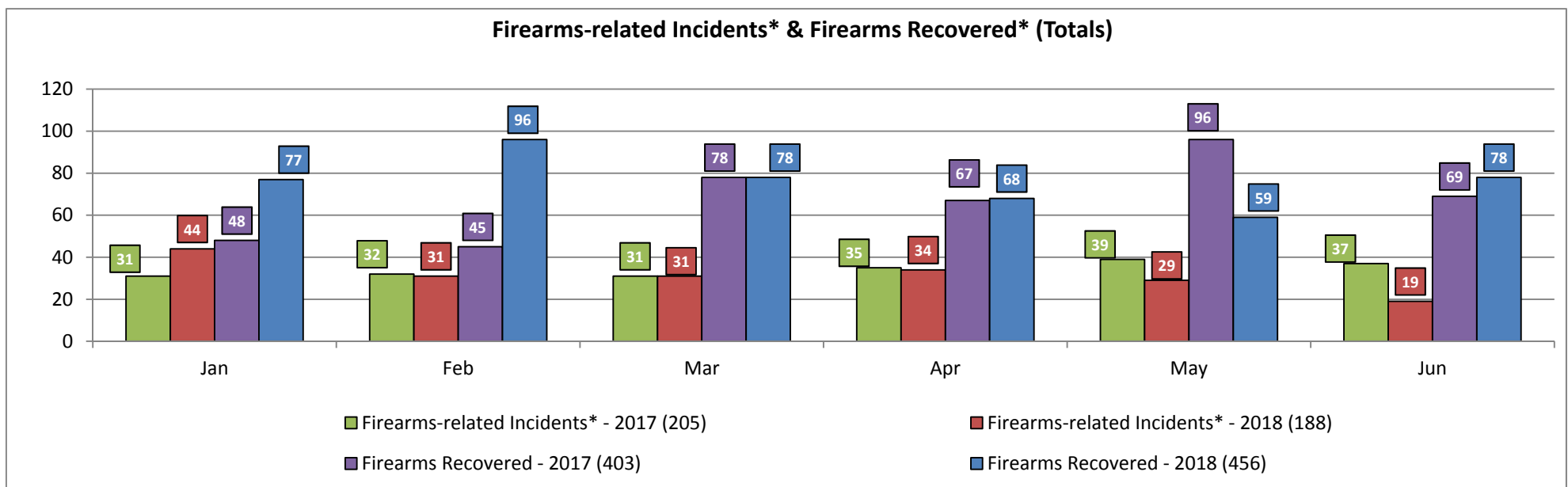
Mayor
Daniel Horrigan

Chief
Kenneth R. Ball II

Offense	FY 2018	FY 2017	% Change	# Change
Murder	14	24	-42%	-10
Robbery	184	201	-8%	-17
Aggravated Assault	458	536	-15%	-78
Sexual Assault	372	403	-8%	-31
Burglary/B & E	902	1,081	-17%	-179
Total Theft	2,448	2,117	16%	331
Motor Vehicle Theft	450	405	11%	45
Arson	36	68	-47%	-32
Overdose Deaths	25	79	-68%	-54
Totals	4,889	4,914	-1%	-25



There is a use of force incident roughly once every 1,208 ALL CFS** (97,911 CFS**) thus far in 2018. (81 Uses of Force)
There is a complaint roughly once every 3,765 ALL CFS** thus far in 2018. (26 complaints)



As of 1/2/2018 – Firearms-Related Incidents are now including city code violations

Source: CadSql2 db (CFS), .net Reporting Services (Crimes, SA=11*,36*), Murders (Sidoti**), Firearms* (Infantino, Firearms Table/EFP), UOF/Budget Info (Patrol/Carey-info current as of Date Ran)
Logic: qry --- ALL Calls & CFS – all calls minus 3s, 18s, 29s .net app, PC stats, * on OD Deaths-# subject to change pending ME results/no comparison to 2013, not included in 'Totals' final total.

**Murder: The UCR Program does not include the following situations in the Murder offense classification: deaths caused by negligence, suicide, or accident; justifiable homicides; and attempts to murder or assaults to murder, which are classified as aggravated assaults.
Changes made to reflect corrections, add attempts for firearms and remove one ORC code
Date Ran: 7/2/2018