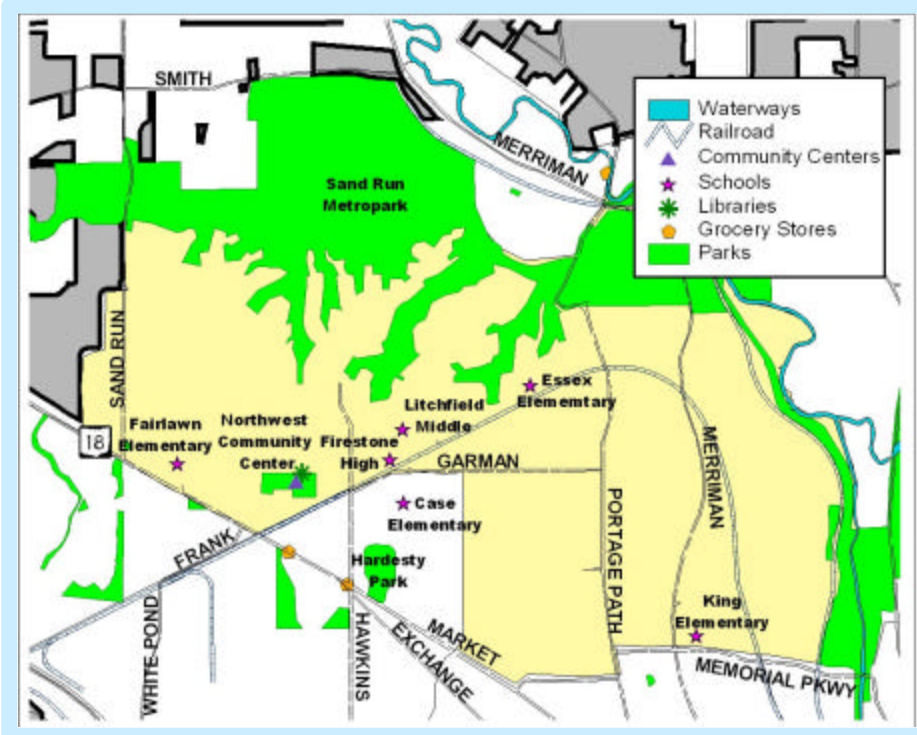




Northwest Akron

AREA OVERVIEW

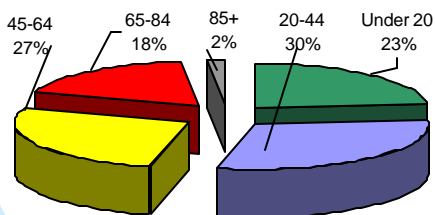
- Northwest Akron has a strong tradition of single-family homes set on large lots, with apartment buildings along Portage Path, in the Valley, and in the North Hawkins area. West Market Street offers convenient retail.
- Large estate homes around Portage Path and Merriman Road offer upscale residential options.
- The Northwest Community Center, Hardesty Park and the Sand Run Metropolitan Park provide numerous recreational opportunities.



AGE

- Northwest Akron's age distribution skews older than Akron. Almost half of residents are 45 or older.

2000 Northwest Akron Age Distribution



POPULATION

- Northwest Akron has a larger percentage White population than the City.
- Northwest Akron has an average household income 68% higher than the City. But a verage household income dropped 11% from 1990 - 2000 while in the City it rose 12.9%.
- Northwest Akron's poverty rate is less than 5%.

2000 POPULATION	Northwest Akron	AKRON
Population	11,947	217,088
White (1)	81%	67%
African-American (1)	16%	28%
% Change Total Population (2)	-3.4%	-2.7%
Households	5,294	89,923
% Change in Total Households (2)	0.9%	-0.2%
Avg. Household Income (1999 \$)	\$69,482	\$41,240
Change Avg Hshld Inc (1999 \$) (2)	-11.0%	12.9%
Persons in Poverty	575	36,904
% Change Persons in Poverty (2)	28.3%	-17.0%

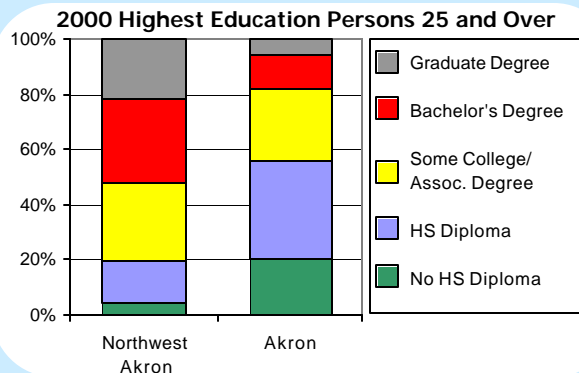
(1) In the 2000 Census, over 95% of Akron's population defined itself as either White or African-American.
 (2) Refers to 1990 - 2000 change.



Northwest Akron

EDUCATION

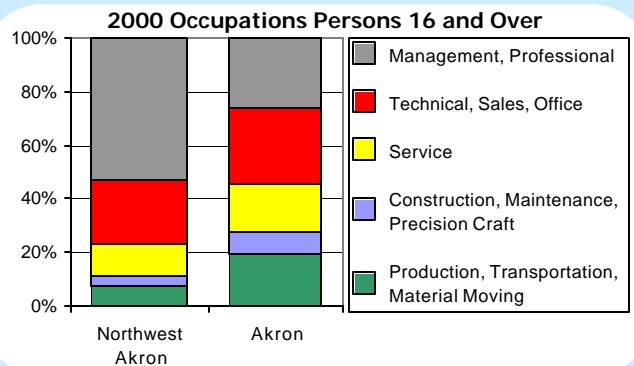
Northwest Akron adults 25 and over are among the City's best-educated residents. Eighty-one percent have at least some college, and 22% have graduate degrees. Fewer than 5% have a high school education or less.



OCCUPATION

Management and Professions are the dominant occupational group in Northwest Akron. Over half of employed residents are in this category.

This group, plus those in Technical, Sales, and Office occupations, comprise over three-fourths of the population.

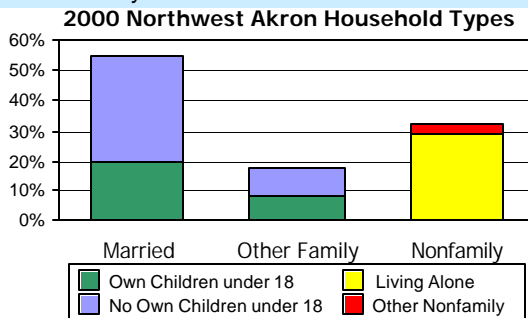


HOUSEHOLD TYPE

Over half of Northwest Akron households are traditional married households. Only 17% are Other Family households.

Forty-five percent of married and non-married households have their own children under 18 living with them.

A smaller percentage of households are persons living alone or other nonfamily households than in Akron.



HOUSING

Northwest Akron housing is much newer than the City's, with almost 90% of units built since 1940. New construction continues at a pace about the same as Akron.

Over three-quarters of housing units are owner-occupied.

The adjusted average value of owner-occupied housing units was almost flat during the 1990s, while City housing appreciated 33.3% in real dollars. Nonetheless, the average value of owner-occupied housing units in Northwest Akron was 180% of the value of City housing units.

2000 HOUSING	Northwest Akron	City of Akron
Total Housing Units	5,448	97,265
% Units Built 1980-2000	7.4%	9.4%
% Units Built 1940-1980	81.1%	55.9%
% Units Built Pre-1940	11.5%	34.7%
% Change Total Housing Units (1)	2.4%	0.9%
% Owner Occupied Units	75.9%	54.9%
% Change Owner-Occupied	2.3%	1.2%
% Change Renter-Occupied	-3.4%	-1.2%
Avg Value Owner Occupied (2)	\$163,610	\$90,503
% Change Average Value (2)	1.0%	33.5%

(1) Refers to 1990 - 2000 change.

(2) Values adjusted to 1999 dollars.