



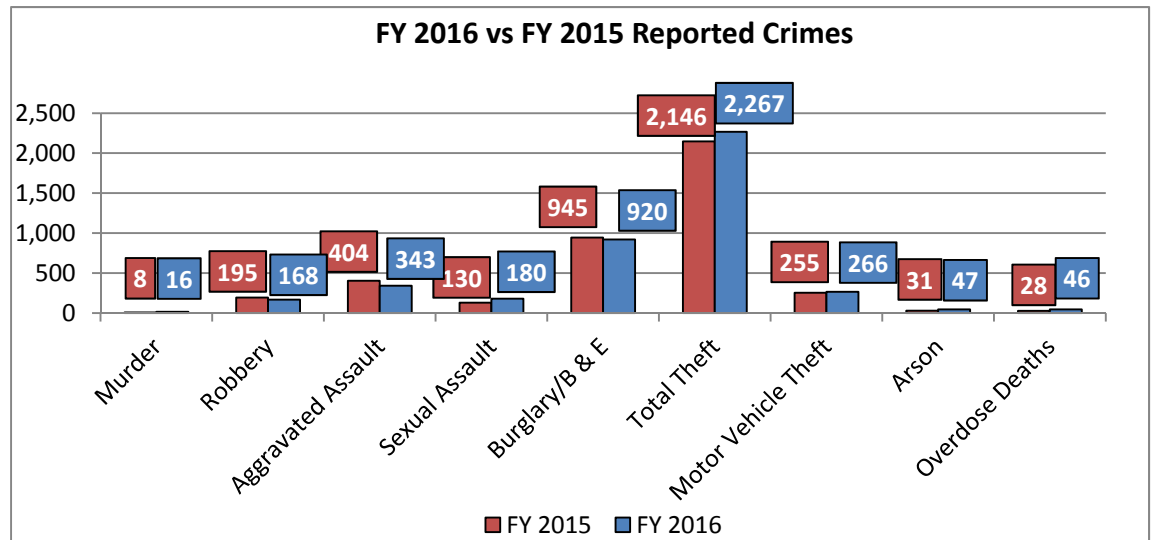
Akron Police Department "At A Glance"
FY 2016 (May)



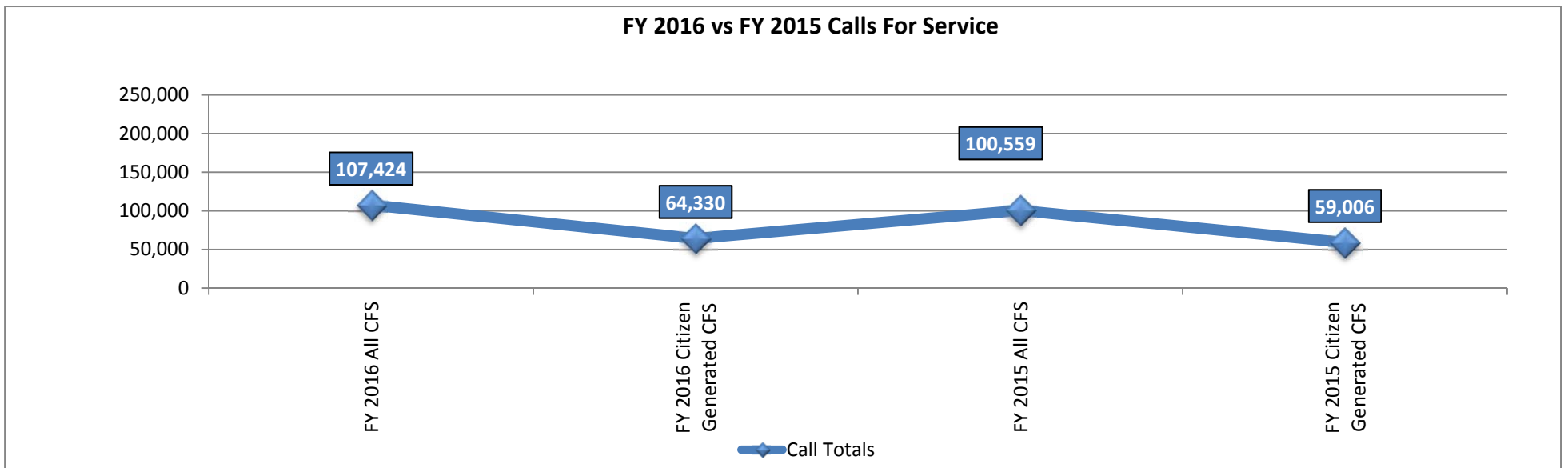
Mayor
Daniel Horrigan

Chief
James D. Nice

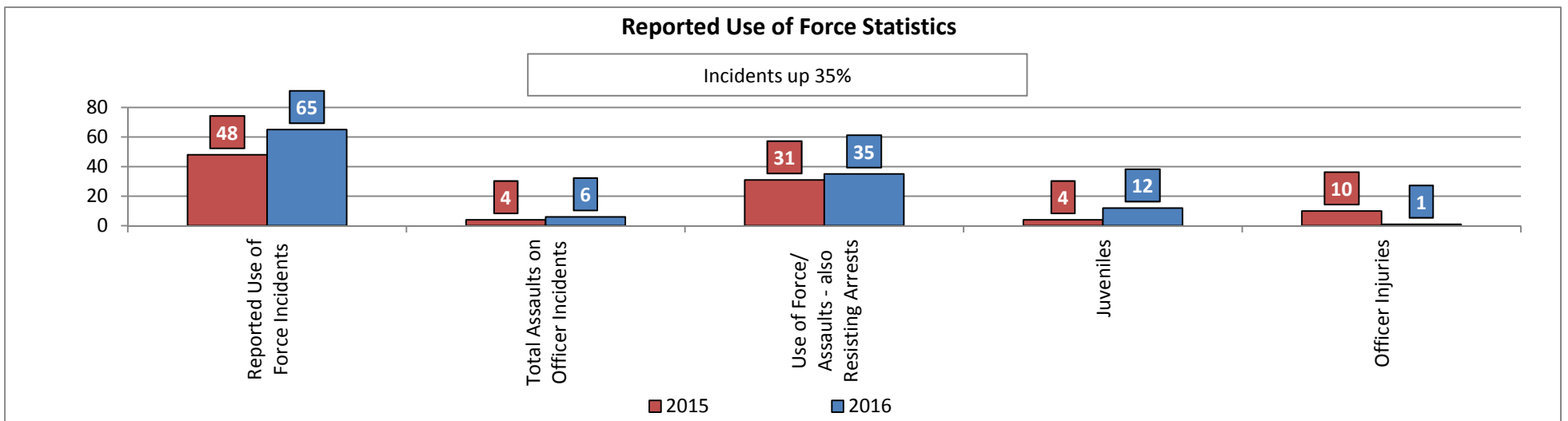
Offense	FY 2016	FY 2015	% Change	# Change
Murder	16	8	100%	8
Robbery	168	195	-14%	-27
Aggravated Assault	343	404	-15%	-61
Sexual Assault	180	130	38%	50
Burglary/B & E	920	945	-3%	-25
Total Theft	2,267	2,146	6%	121
Motor Vehicle Theft	266	255	4%	11
Arson	47	31	52%	16
Overdose Deaths	46	28	64%	18
Totals	4,198	4,110	2%	88



FY 2016 vs FY 2015 Calls For Service

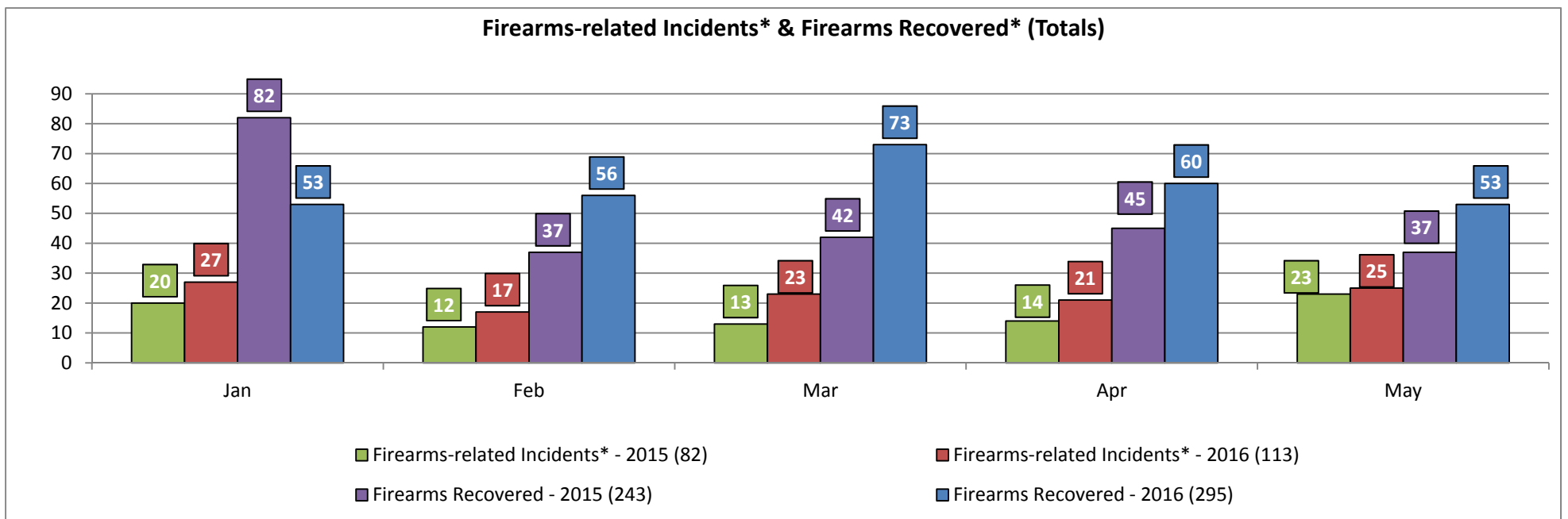


Reported Use of Force Statistics



There is a use of force incident roughly once every 1,396 ALL CFS** (minus 3s, 18s, 29s, total=90,725 CFS**) thus far in 2016.

Firearms-related Incidents* & Firearms Recovered* (Totals)



Source: CadSql2 db (CFS), .net Reporting Services (Crimes, SA=11*,36*), Murders (Sidoti), Firearms* (Wiles, qry_FirearmsRelInc), Use of Force/Budget Info - (Chief's Office Staff, Carey)
Logic: qry --- ALL CFS & CG_CFS and new CFS .net app, PC stats, * on OD Deaths-# subject to change pending ME results/no comparison to 2013, not included in 'Totals' final total.
Changes made to reflect corrections, add attempts for firearms and remove one ORC code
Date Ran: 6/3/2016