



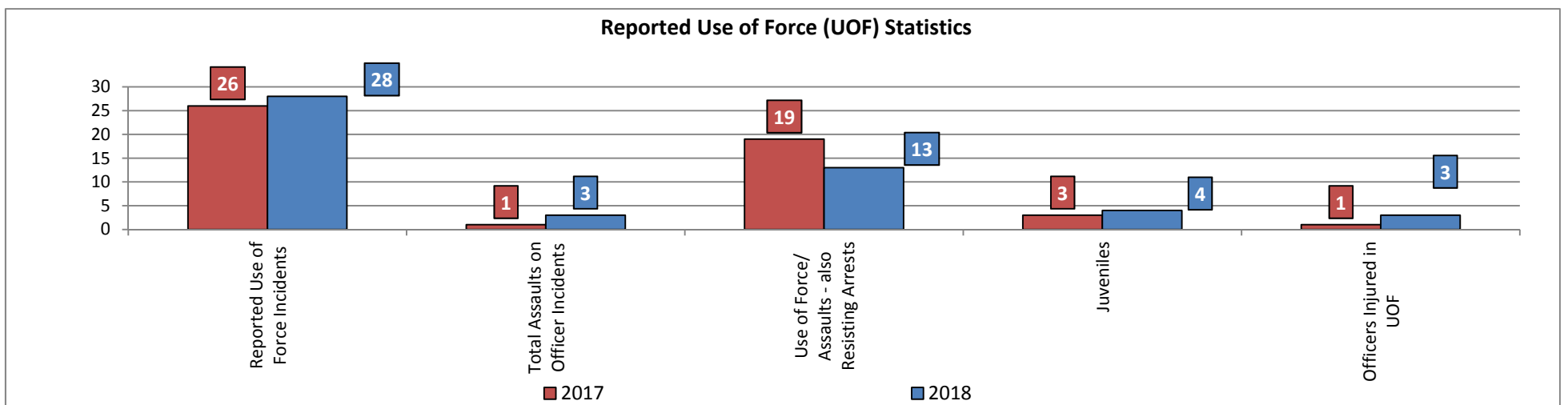
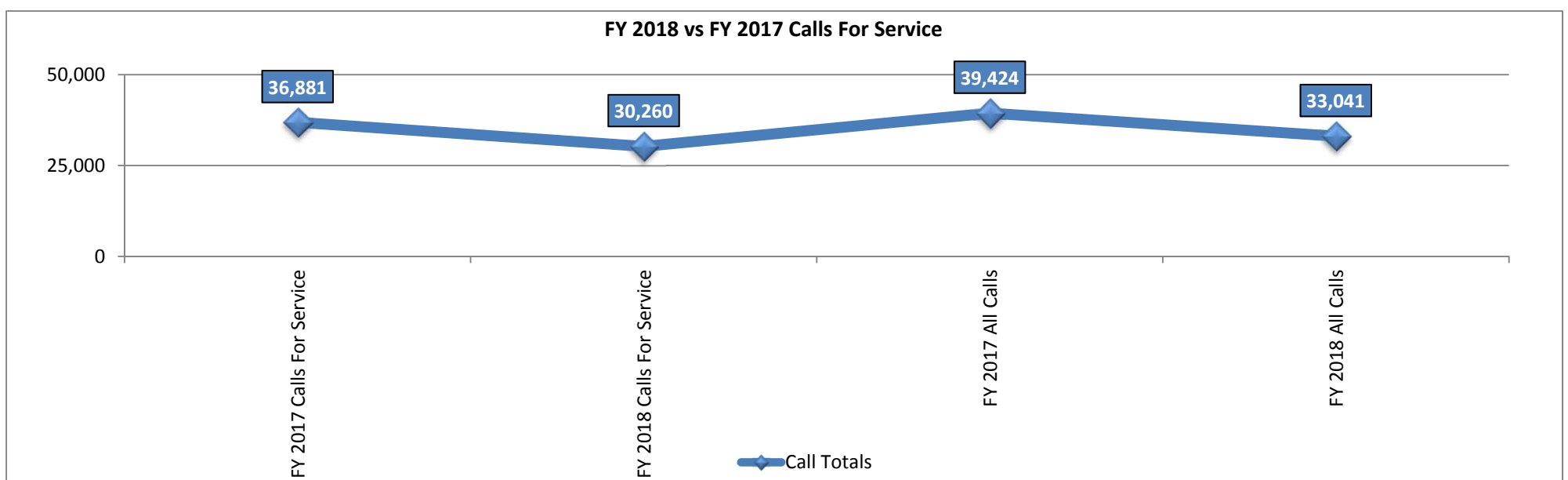
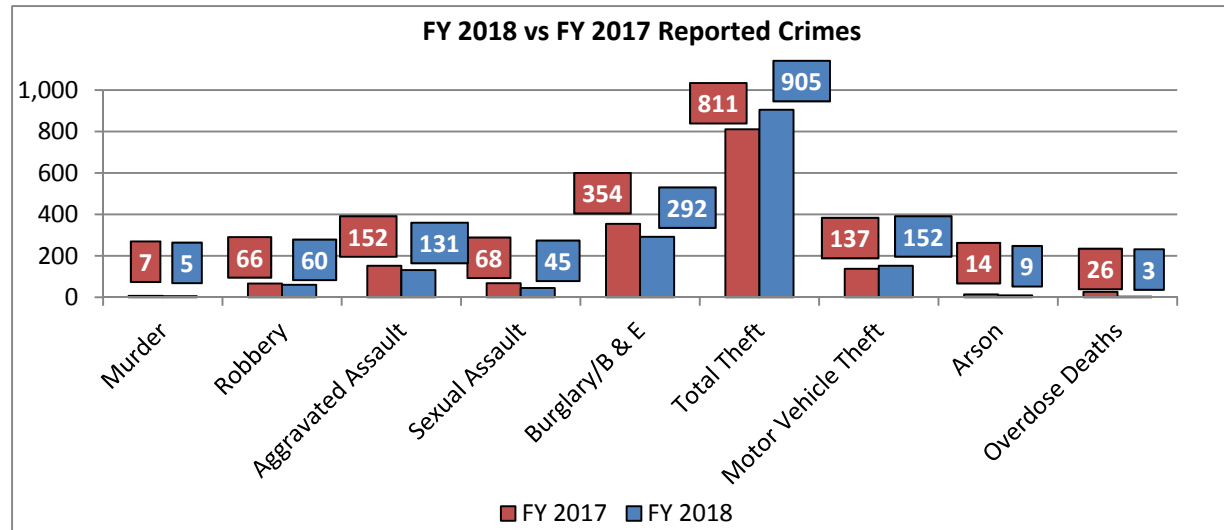
Akron Police Department "At A Glance"
FY 2018 (February)



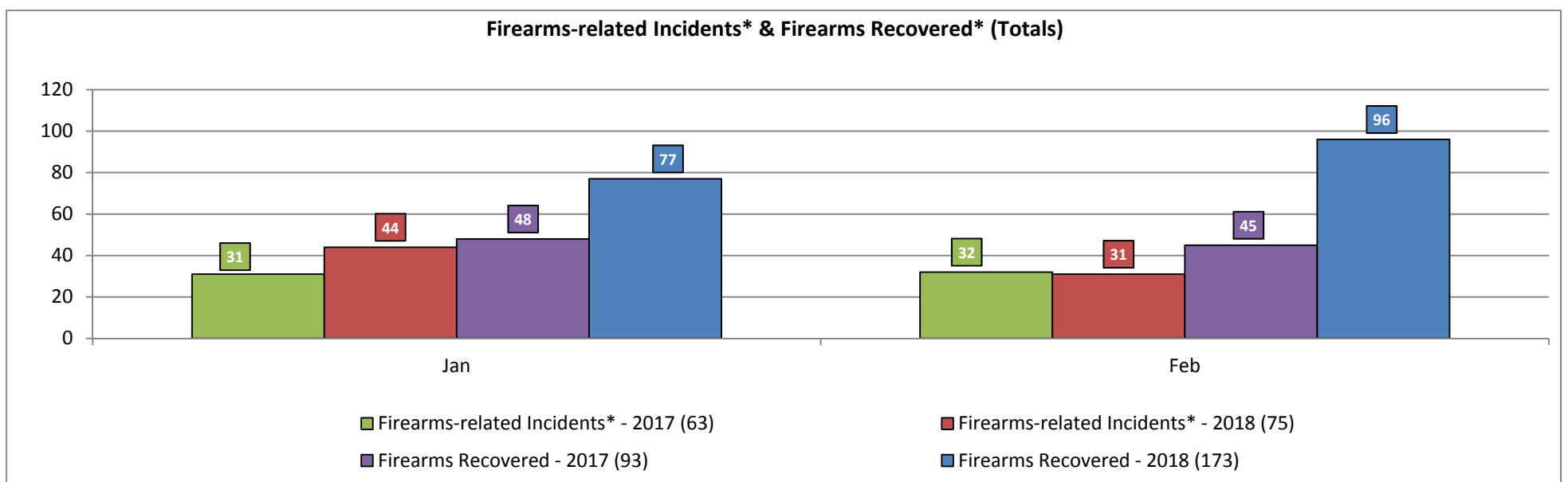
Mayor
Daniel Horrigan

Chief
Kenneth R. Ball II

Offense	FY 2018	FY 2017	% Change	# Change
Murder	5	7	-29%	-2
Robbery	60	66	-9%	-6
Aggravated Assault	131	152	-14%	-21
Sexual Assault	45	68	-34%	-23
Burglary/B & E	292	354	-18%	-62
Total Theft	905	811	12%	94
Motor Vehicle Theft	152	137	11%	15
Arson	9	14	-36%	-5
Overdose Deaths	3	26	-88%	-23
Totals	1,602	1,635	-2%	-33



There is a use of force incident roughly once every 1,081 ALL CFS** (30,260 CFS**) thus far in 2018. (28 Uses of Force)
There is a complaint roughly once every 7,565 ALL CFS** thus far in 2018. (4 complaints)



As of 1/2/2018 – Firearms-Related Incidents are now including city code violations

Source: CadSql2 db (CFS), .net Reporting Services (Crimes, SA=11*,36*), Murders (Sidoti**), Firearms* (Infantino, Firearms Table/EFP), UOF/Budget Info (Patrol/Carey-info current as of Date Ran)
Logic: qry --- ALL Calls & CFS – all calls minus 3s, 18s, 29s .net app, PC stats, * on OD Deaths-# subject to change pending ME results/no comparison to 2013, not included in 'Totals' final total.

**Changes made to reflect corrections, add attempts for firearms and remove one ORC code*

**Murder: The UCR Program does not include the following situations in the Murder offense classification: deaths caused by negligence, suicide, or accident; justifiable homicides; and attempts to murder or assaults to murder, which are classified as aggravated assaults.

Date Ran:3/1/2018