



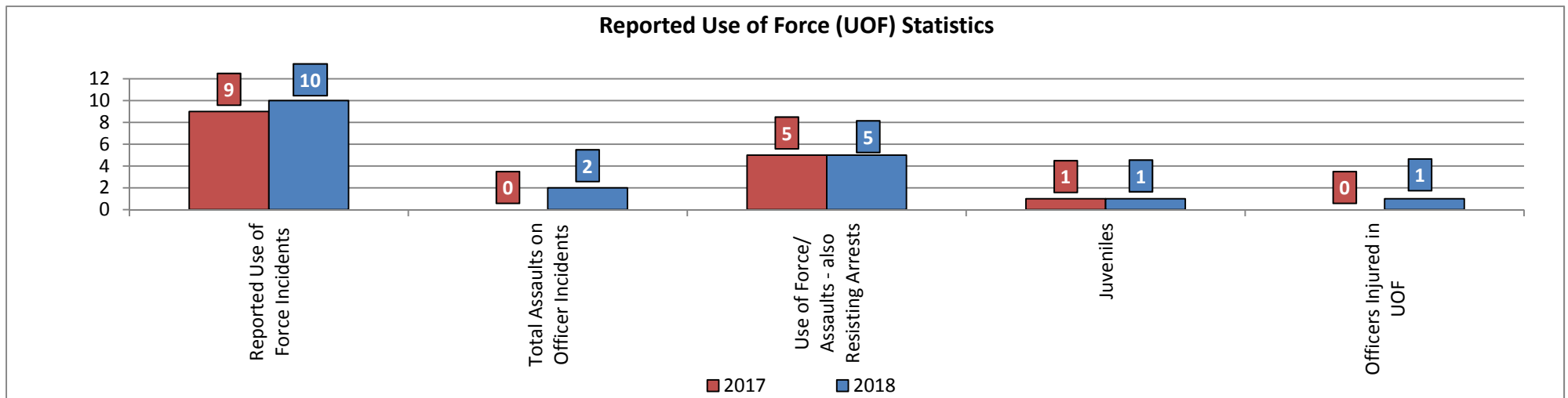
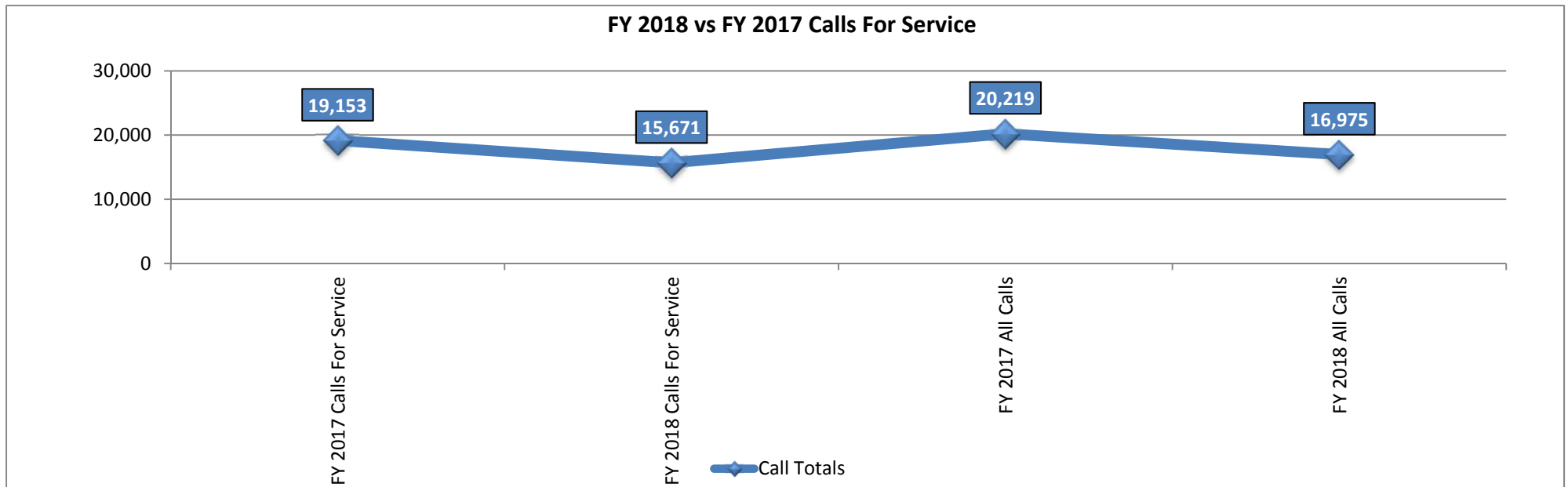
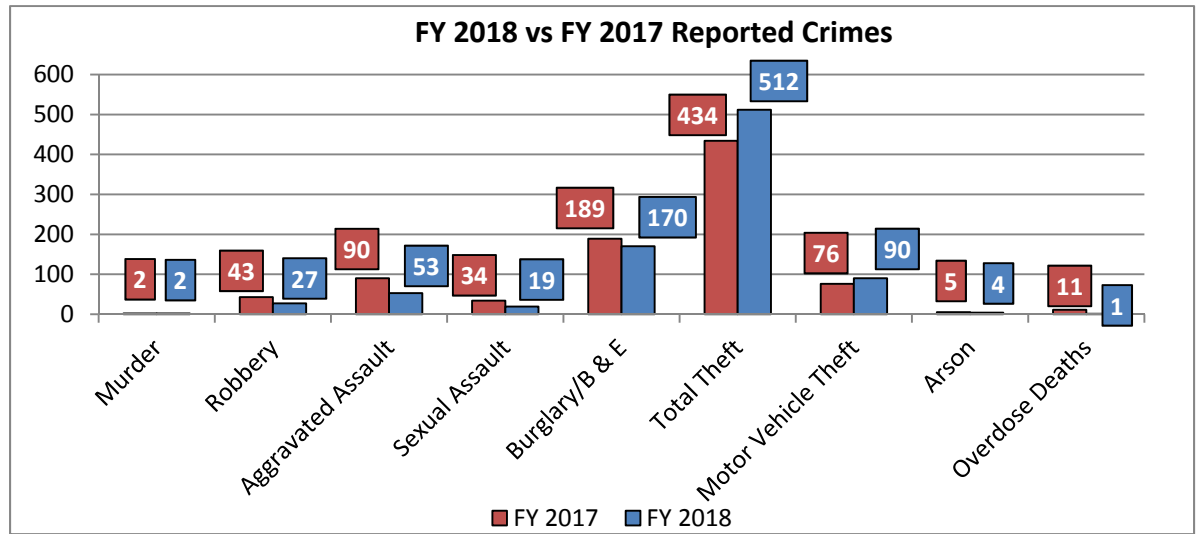
Akron Police Department "At A Glance"  
FY 2018 (January)



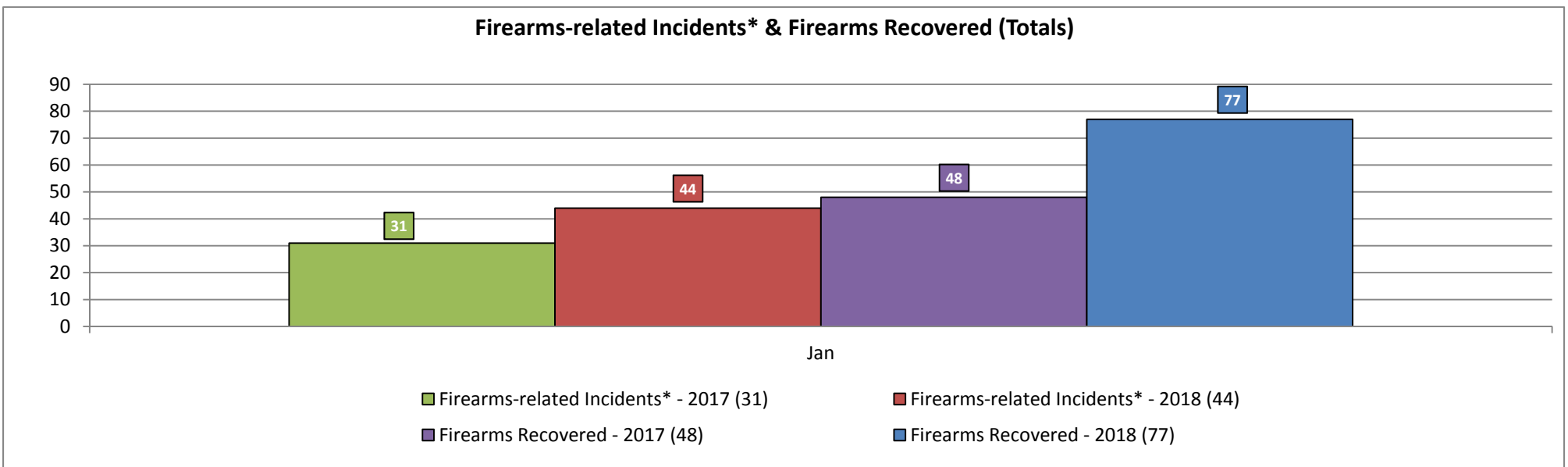
Mayor  
Daniel Horrigan

Chief  
Kenneth R. Ball II

| Offense             | FY 2018 | FY 2017 | % Change | # Change |
|---------------------|---------|---------|----------|----------|
| Murder              | 2       | 2       | 0%       | 0        |
| Robbery             | 27      | 43      | -37%     | -16      |
| Aggravated Assault  | 53      | 90      | -41%     | -37      |
| Sexual Assault      | 19      | 34      | -44%     | -15      |
| Burglary/B & E      | 170     | 189     | -10%     | -19      |
| Total Theft         | 512     | 434     | 18%      | 78       |
| Motor Vehicle Theft | 90      | 76      | 18%      | 14       |
| Arson               | 4       | 5       | -20%     | -1       |
| Overdose Deaths     | 1       | 11      | -91%     | -10      |
| Totals              | 878     | 884     | -1%      | -6       |



There is a use of force incident roughly once every 1,567 ALL CFS\*\* (15,671 CFS\*\*) thus far in 2017. (10 Uses of Force)  
There is a complaint roughly once every 3,918 ALL CFS\*\* thus far in 2017. (4 complaints)



As of 1/2/2018 – Firearms-Related Incidents are now including city code violations

Source: CadSql2 db (CFS), .net Reporting Services (Crimes, SA=11\*,36\*), Murders (Sidoti\*\*), Firearms\* (Infantino, Firearms Table/EFP), UOF/Budget Info (Patrol/Carey-info current as of Date Ran)  
Logic: qry --- ALL Calls & CFS – all calls minus 3s, 18s, 29s .net app, PC stats, \* on OD Deaths-# subject to change pending ME results/no comparison to 2013, not included in 'Totals' final total.

\*\*Murder: The UCR Program does not include the following situations in the Murder offense classification: deaths caused by negligence, suicide, or accident; justifiable homicides; and attempts to murder or assaults to murder, which are classified as aggravated assaults.  
Date Ran: 2/1/2018