



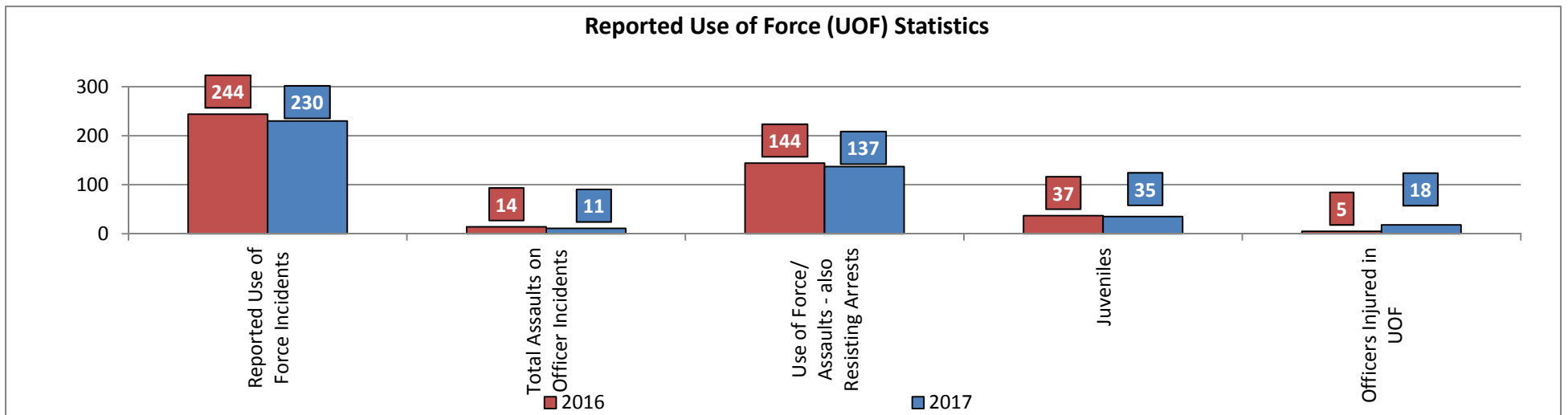
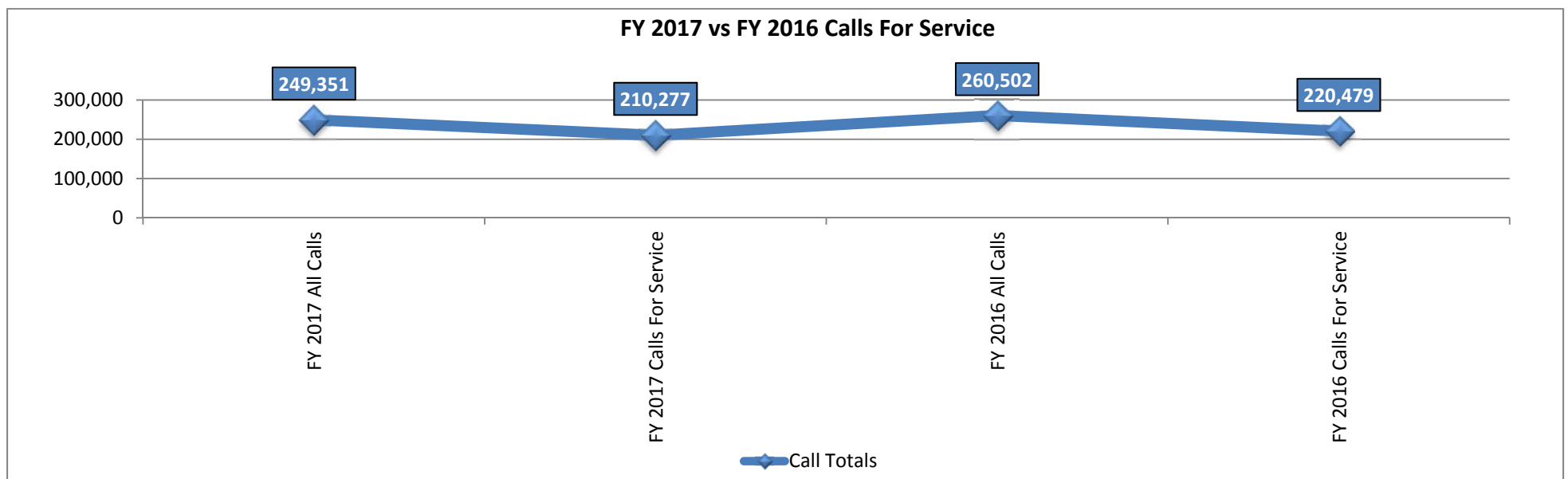
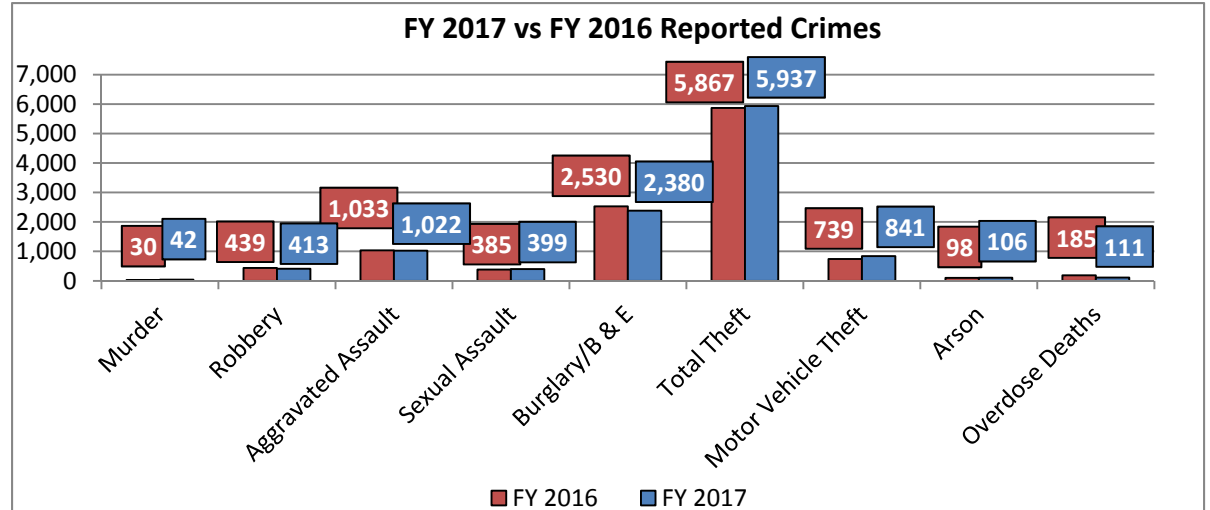
Akron Police Department "At A Glance"
FY 2017 (December)



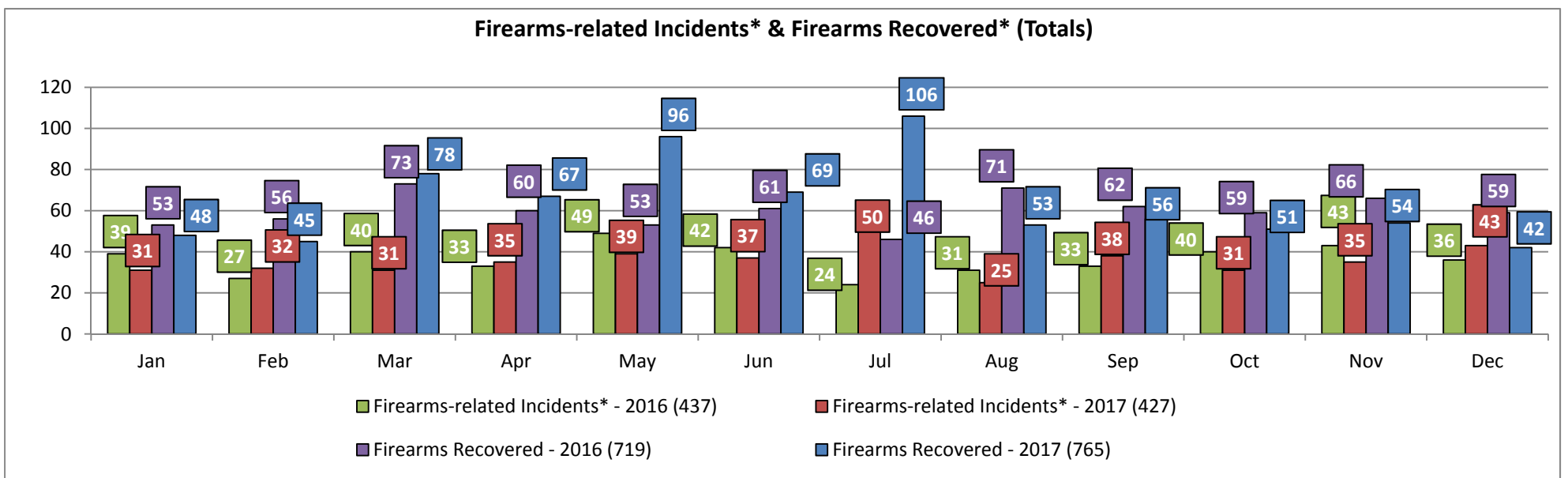
Mayor
Daniel Horrigan

Chief
Kenneth R. Ball II

Offense	FY 2017	FY 2016	% Change	# Change
Murder	42	30	40%	12
Robbery	413	439	-6%	-26
Aggravated Assault	1,022	1,033	-1%	-11
Sexual Assault	399	385	4%	14
Burglary/B & E	2,380	2,530	-6%	-150
Total Theft	5,937	5,867	1%	70
Motor Vehicle Theft	841	739	14%	102
Arson	106	98	8%	8
Overdose Deaths	111	185	-40%	-74
Totals	11,251	11,306	0%	-55



There is a use of force incident roughly once every 914 ALL CFS** (210,277 CFS**) thus far in 2017. (230 Uses of Force)
There is a complaint roughly once every 2,310 ALL CFS** thus far in 2017. (92 complaints)



As of 1/2/2018 – Firearms-Related Incidents are now including city code violations

Source: CadSql2 db (CFS), .net Reporting Services (Crimes, SA=11*,36*), Murders (Sidoti**), Firearms* (Infantino, Firearms Table/EFP), UOF/Budget Info (Patrol/Carey-info current as of Date Ran)
Logic: qry --- ALL Calls & CFS – all calls minus 3s, 18s, 29s .net app, PC stats, * on OD Deaths-# subject to change pending ME results/no comparison to 2013, not included in 'Totals' final total.

**Changes made to reflect corrections, add attempts for firearms and remove one ORC code*

**Murder: The UCR Program does not include the following situations in the Murder offense classification: deaths caused by negligence, suicide, or accident; justifiable homicides; and attempts to murder or assaults to murder, which are classified as aggravated assaults.

Date Ran: 1/2/2018