



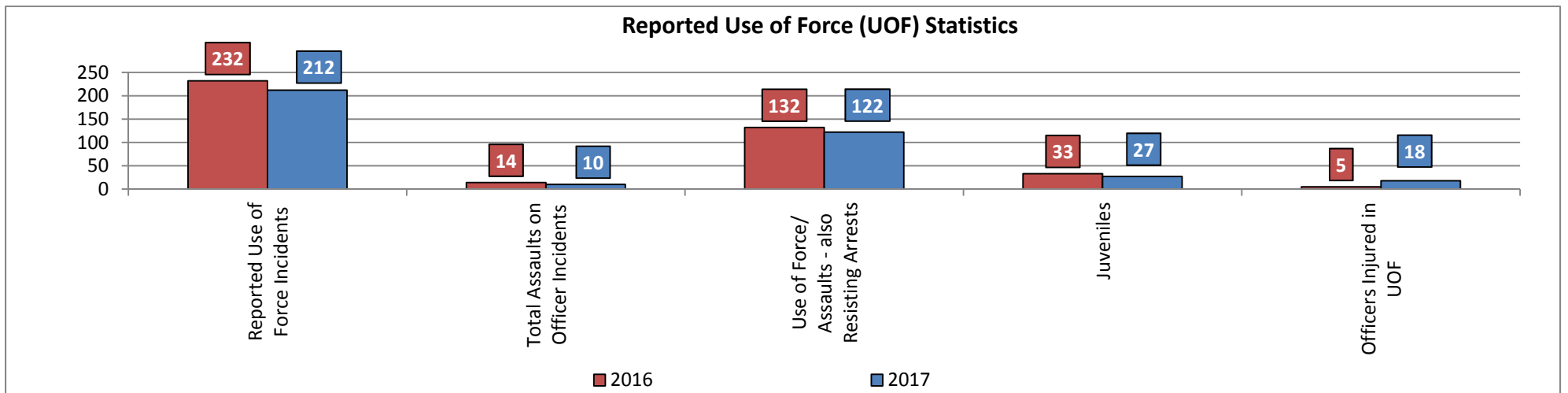
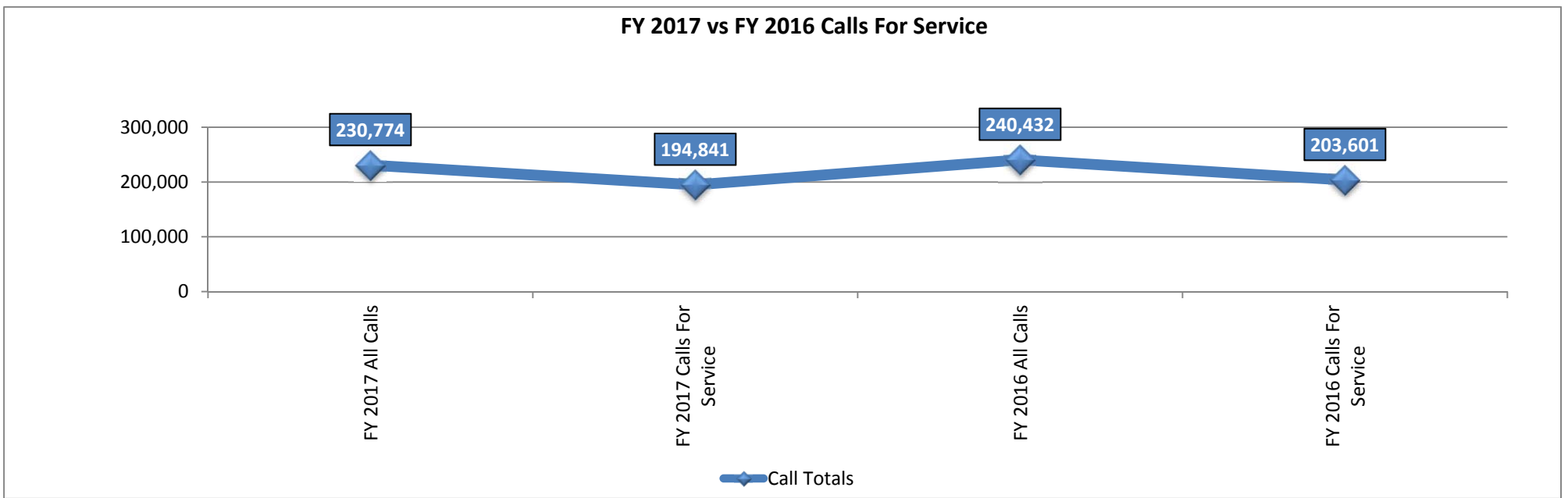
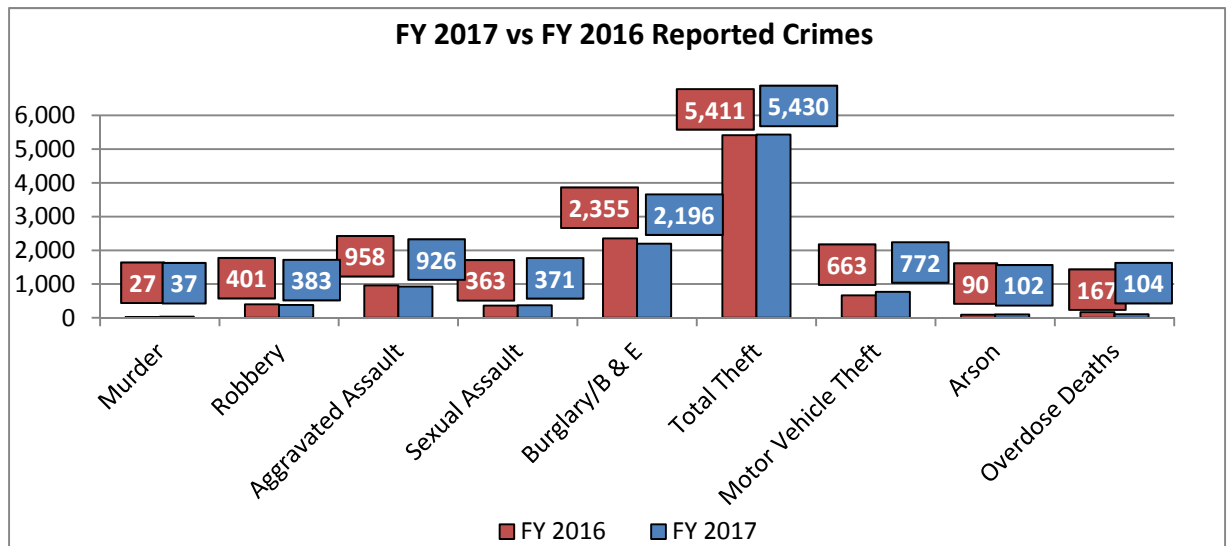
Akron Police Department "At A Glance" FY 2017 (November)



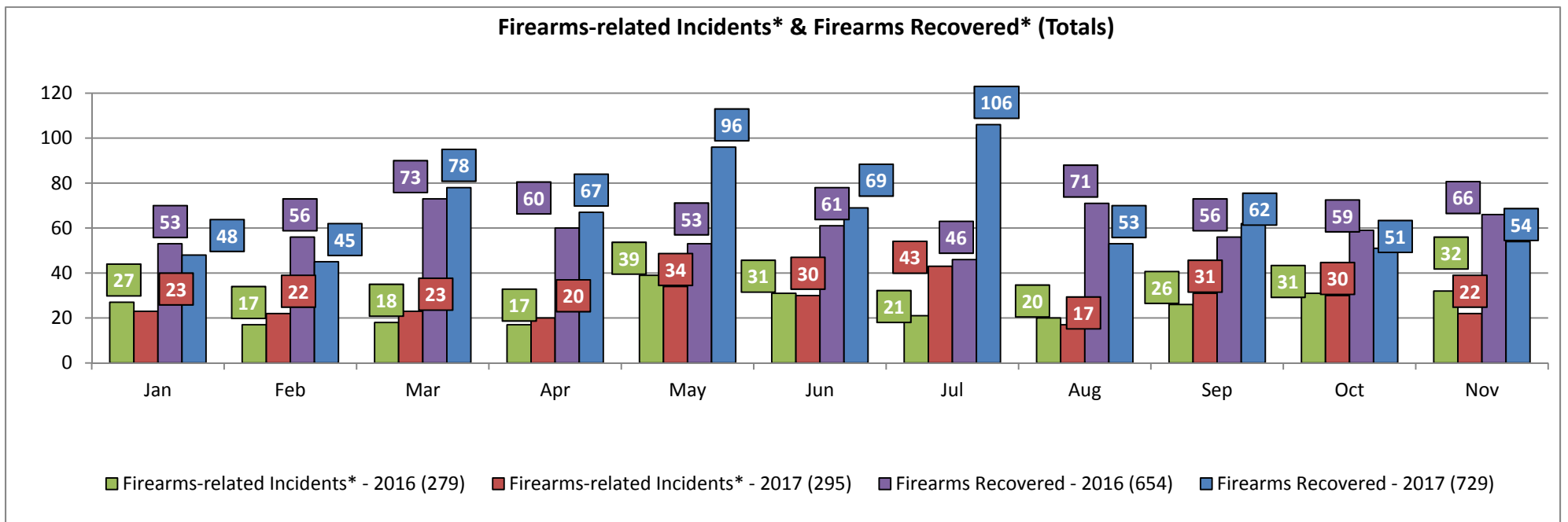
**Mayor
Daniel Horrigan**

**Chief
Kenneth R. Ball II**

Offense	FY 2017	FY 2016	% Change	# Change
Murder	37	27	37%	10
Robbery	383	401	-4%	-18
Aggravated Assault	926	958	-3%	-32
Sexual Assault	371	363	2%	8
Burglary/B & E	2,196	2,355	-7%	-159
Total Theft	5,430	5,411	0%	19
Motor Vehicle Theft	772	663	16%	109
Arson	102	90	13%	12
Overdose Deaths	104	167	-38%	-63
Totals	10,321	10,435	-1%	-114



There is a use of force incident roughly once every 919 ALL CFS** (194,841 CFS**) thus far in 2017. (212 Uses of Force)
There is a complaint roughly once every 2,189 ALL CFS** thus far in 2017. (89 complaints)



Source: CadSql2 db (CFS), .net Reporting Services (Crimes, SA=11*,36*), Murders (Sidoti**), Firearms* (Wiles, qry_FirearmsRelInc), UOF/Budget Info (Patrol/Carey-info current as of Date Ran)
Logic: qry --- ALL Calls & CFS - all calls minus 3s, 18s, 29s .net app, PC stats, * on OD Deaths-# subject to change pending ME results/no comparison to 2013, not included in 'Totals' final total.

Changes made to reflect corrections, add attempts for firearms and remove one ORC code

**Murder: The UCR Program does not include the following situations in the Murder offense classification: deaths caused by negligence, suicide, or accident; justifiable homicides; and attempts to murder or assaults to murder, which are classified as aggravated assaults.

Date Ran: 12/1/2017