



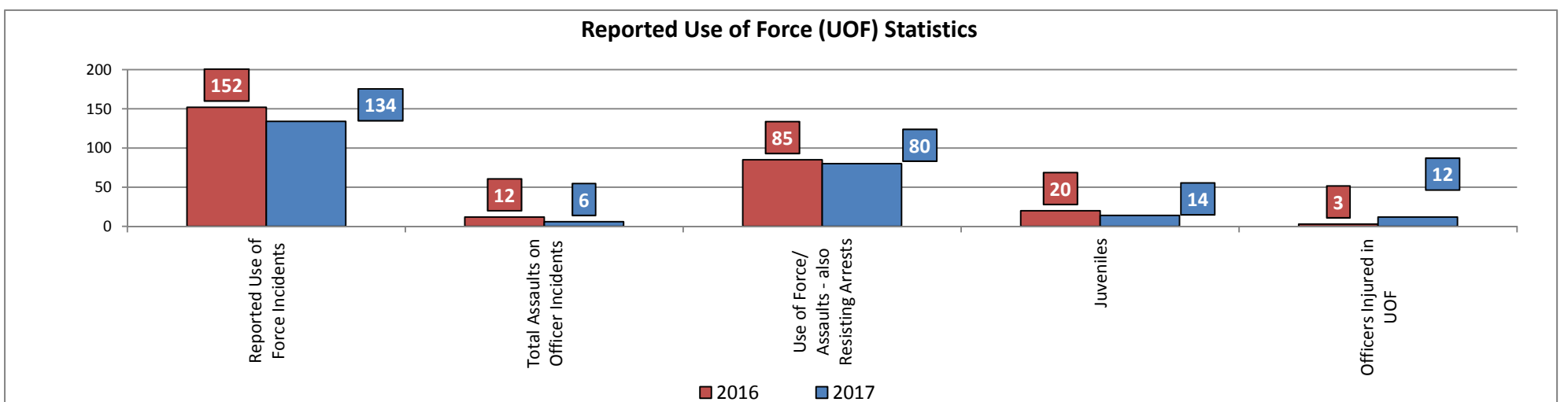
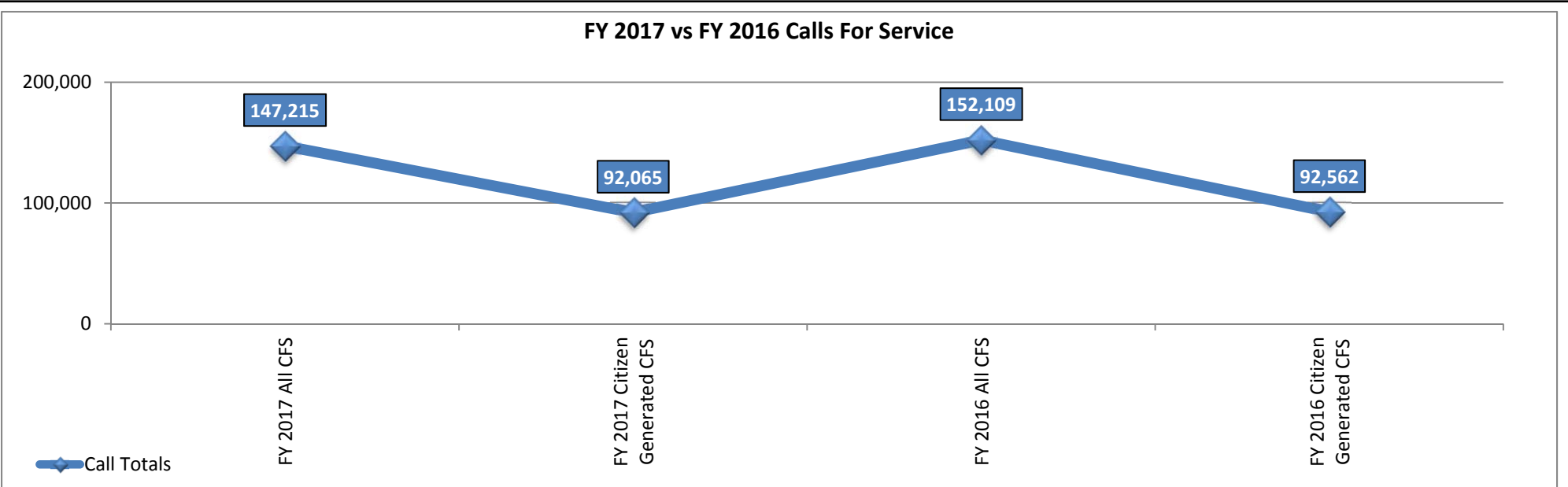
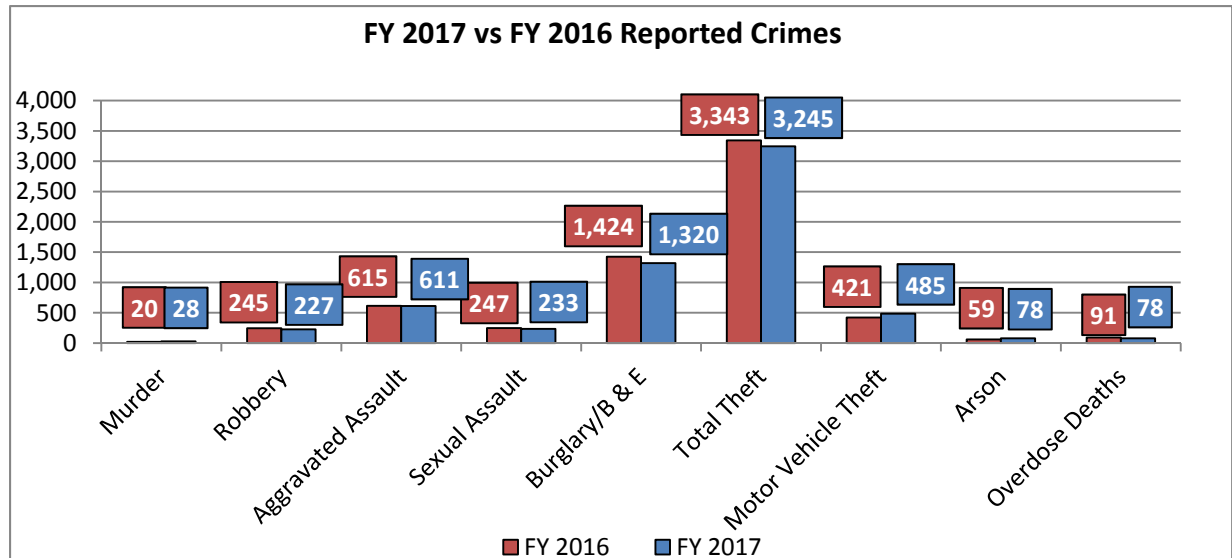
Akron Police Department "At A Glance"
FY 2017 (July)



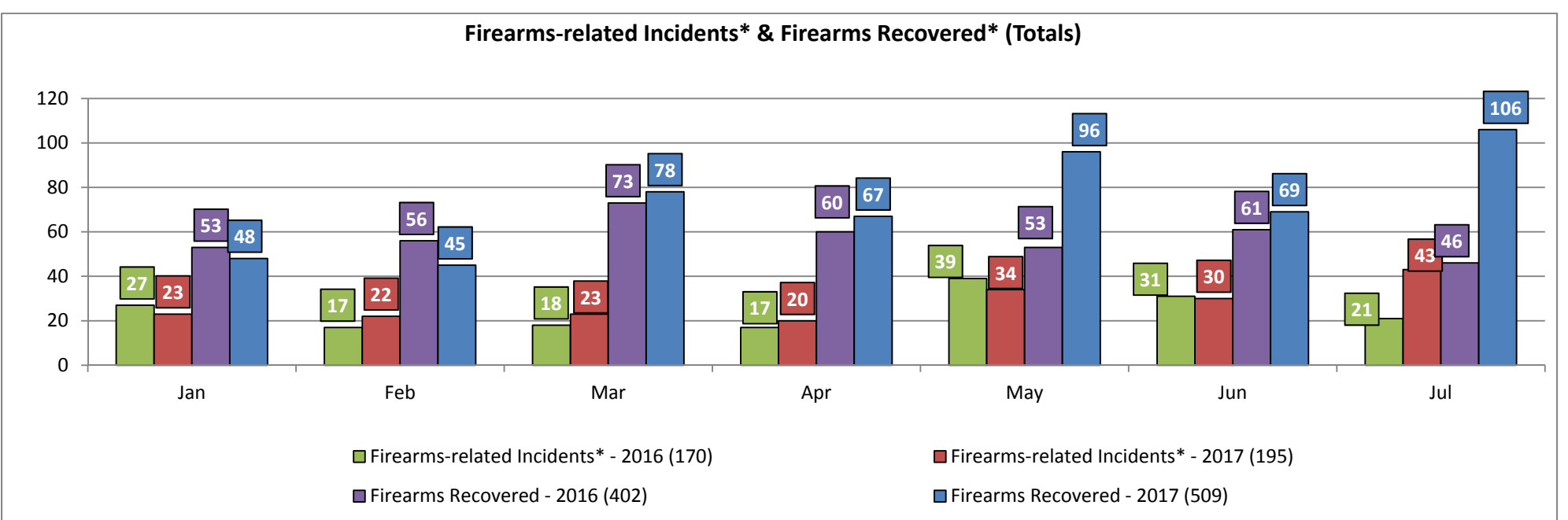
Mayor
Daniel Horrigan

Chief
James D. Nice

Offense	FY 2017	FY 2016	% Change	# Change
Murder	28	20	40%	8
Robbery	227	245	-7%	-18
Aggravated Assault	611	615	-1%	-4
Sexual Assault	233	247	-6%	-14
Burglary/B & E	1,320	1,424	-7%	-104
Total Theft	3,245	3,343	-3%	-98
Motor Vehicle Theft	485	421	15%	64
Arson	78	59	32%	19
Overdose Deaths	78	91	-14%	-13
Totals	6,305	6,465	-2%	-160



There is a use of force incident roughly once every 927 ALL CFS** (minus 3s, 18s, 29s, total 124,168 CFS**) thus far in 2017.



Source: CadSql2 db (CFS), .net Reporting Services (Crimes, SA=11*,36*), Murders (Sidoti), Firearms* (Wiles, qry_FirearmsRelInc), UOF/Budget Info (Patrol/Carey-info current as of Date Ran)
Logic: qry --- ALL CFS & CG_CFS .net app, PC stats, * on OD Deaths-# subject to change pending ME results/no comparison to 2013, not included in 'Totals' final total.
Changes made to reflect corrections, add attempts for firearms and remove one ORC code
Date Ran: 8/3/2017