



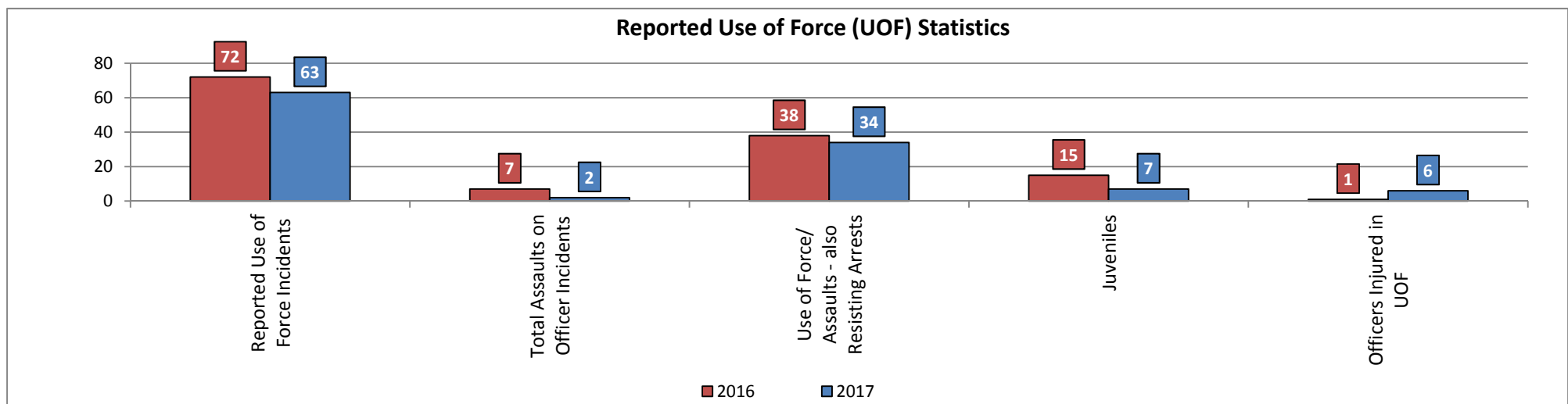
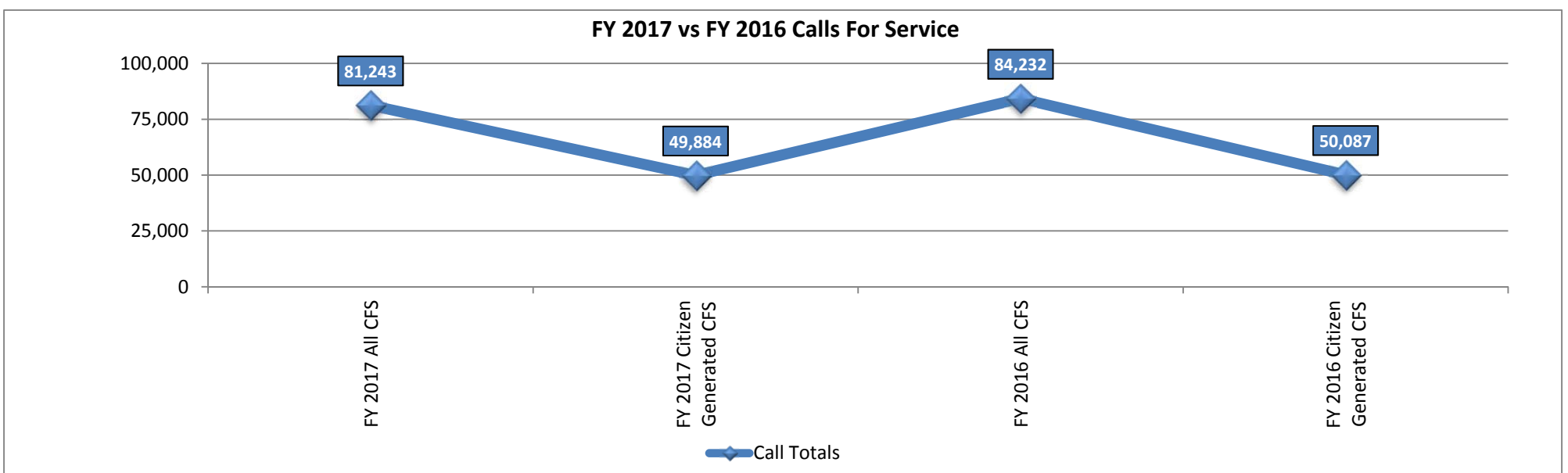
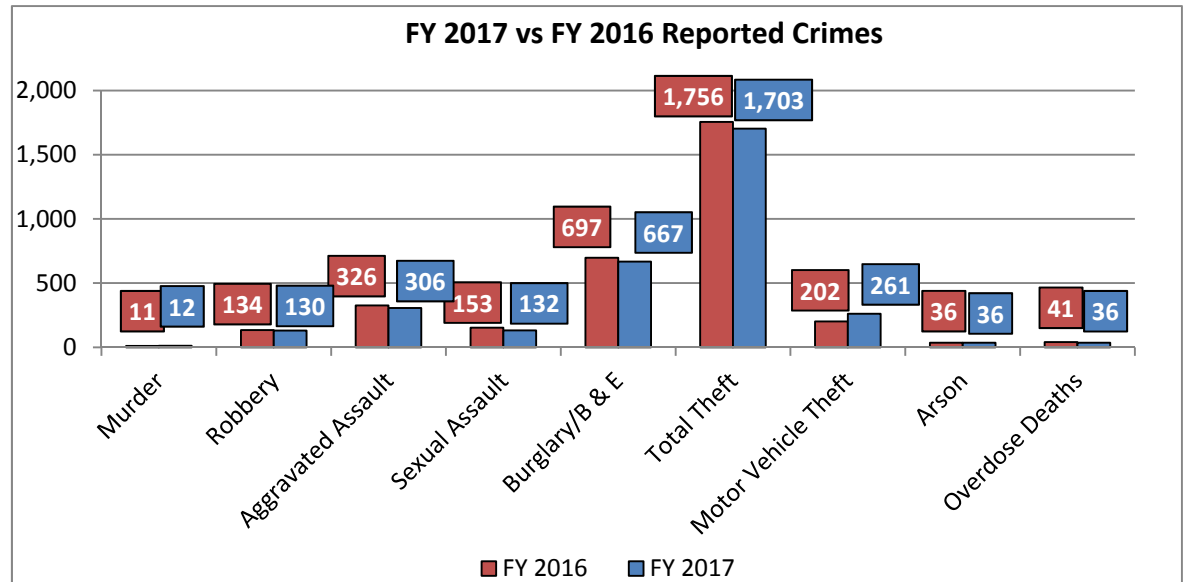
Akron Police Department "At A Glance"  
FY 2017 (April)



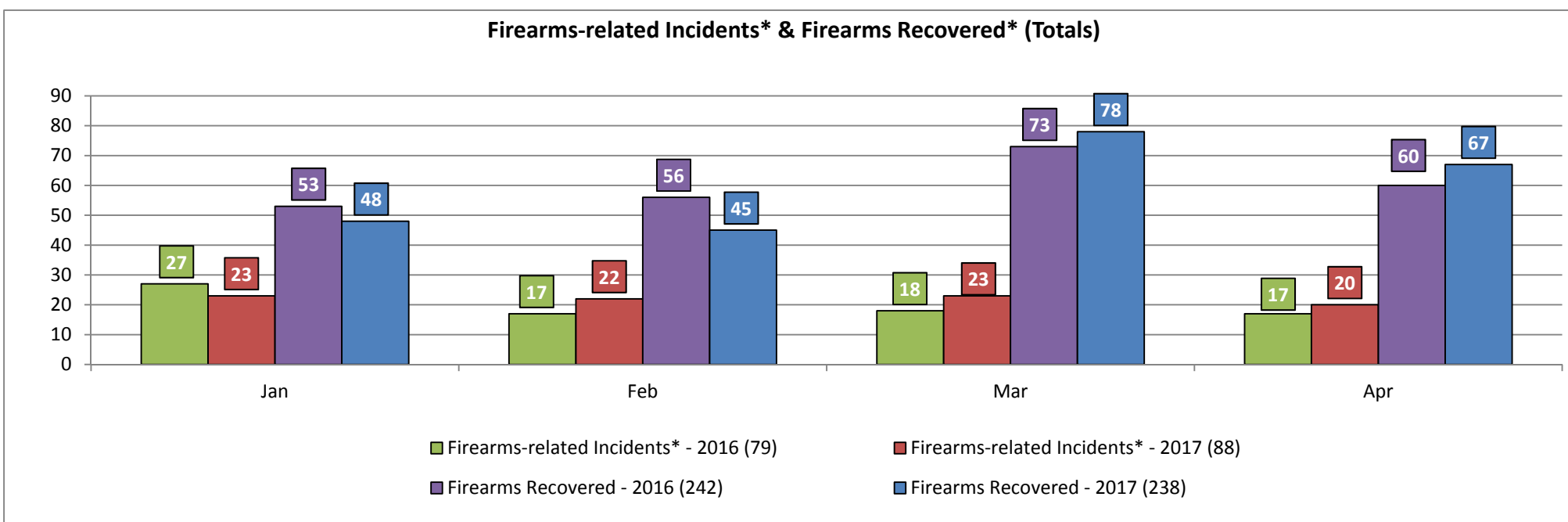
Mayor  
Daniel Horrigan

Chief  
James D. Nice

Offense	FY 2017	FY 2016	% Change	# Change
Murder	12	11	9%	1
Robbery	130	134	-3%	-4
Aggravated Assault	306	326	-6%	-20
Sexual Assault	132	153	-14%	-21
Burglary/B & E	667	697	-4%	-30
Total Theft	1,703	1,756	-3%	-53
Motor Vehicle Theft	261	202	29%	59
Arson	36	36	0%	0
Overdose Deaths	36	41	-12%	-5
Totals	3,283	3,356	-2%	-73



There is a use of force incident roughly once every 947 ALL CFS\*\* (minus 3s, 18s, 29s, total=68,179 CFS\*\*) thus far in 2017.



Source: CadSql2 db (CFS), .net Reporting Services (Crimes, SA=11\*,36\*), Murders (Sidoti), Firearms\* (Wiles, qry\_FirearmsRelInc), UOF/Budget Info (Patrol/Carey-info current as of Date Ran)  
Logic: qry --- ALL CFS & CG\_CFS .net app, PC stats, \* on OD Deaths-# subject to change pending ME results/no comparison to 2013, not included in 'Totals' final total.  
\*Changes made to reflect corrections, add attempts for firearms and remove one ORC code\*  
Date Ran: 5/4/2017