



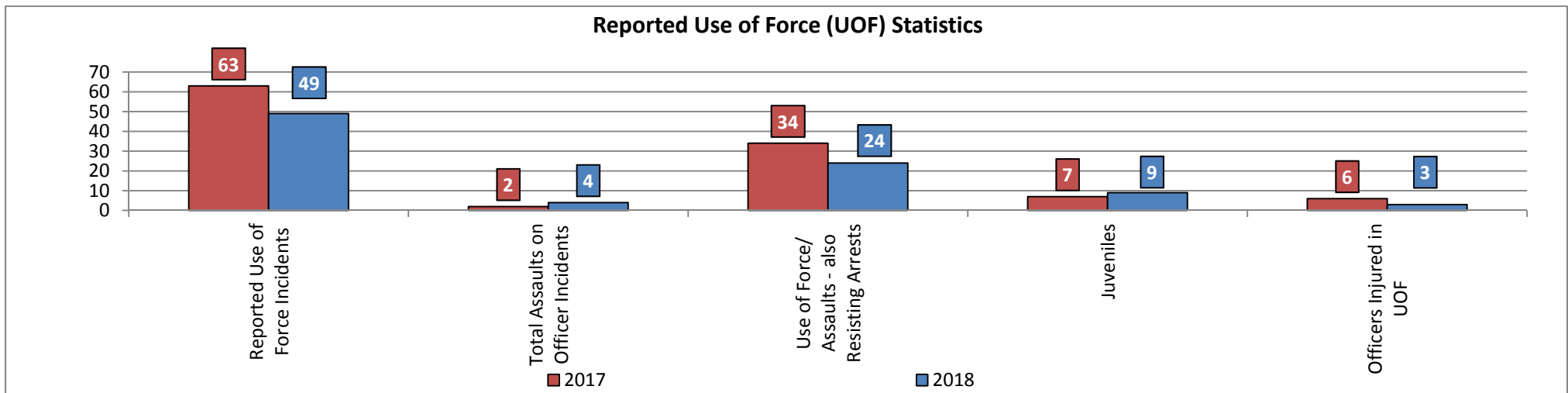
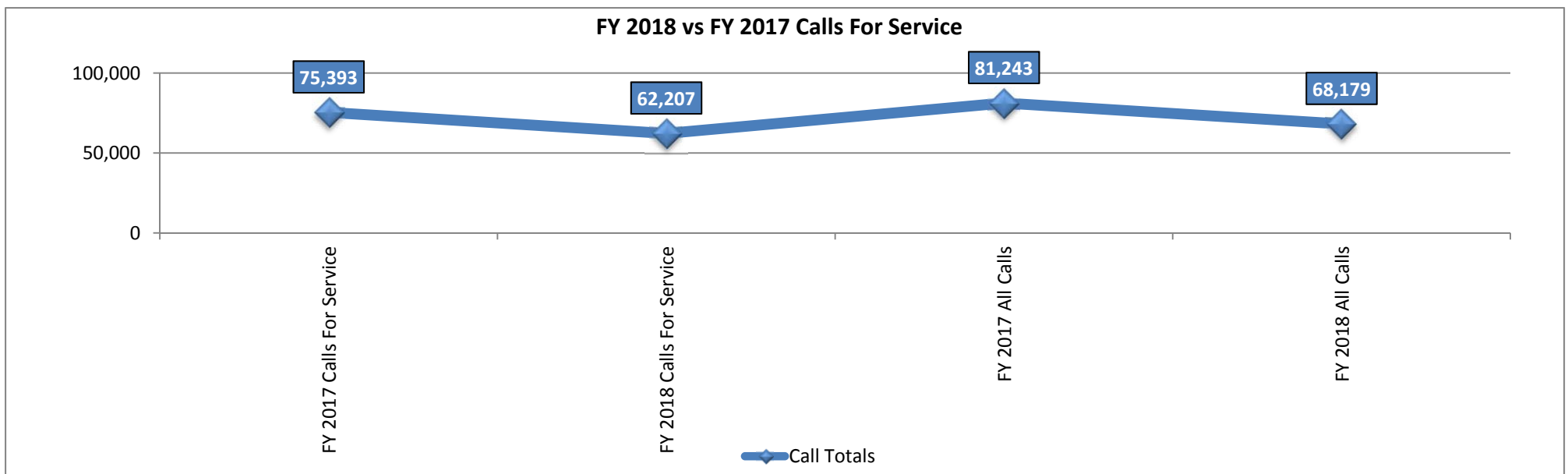
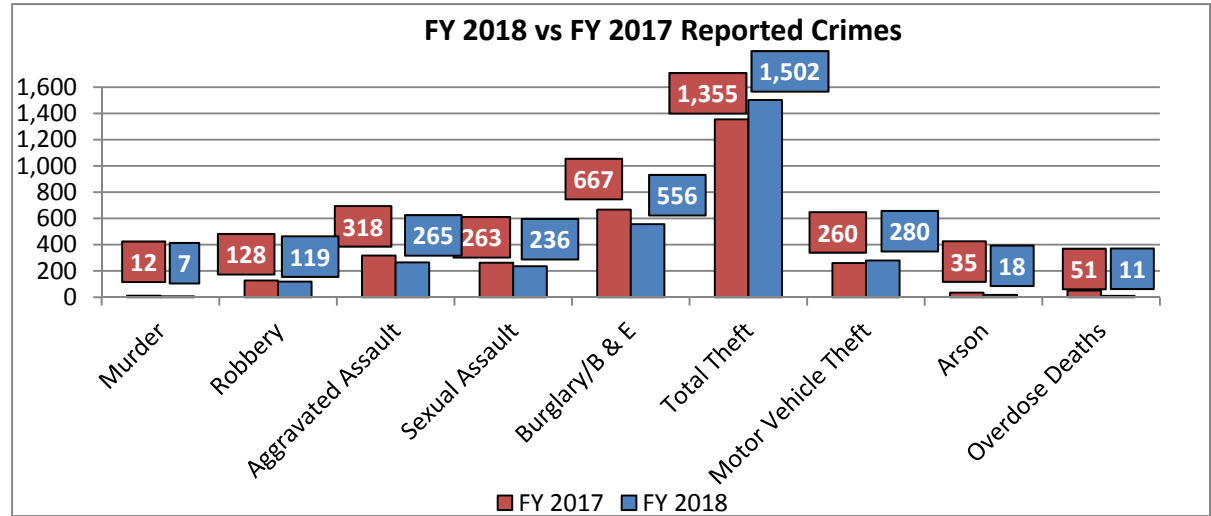
Akron Police Department "At A Glance"
FY 2018 (April)



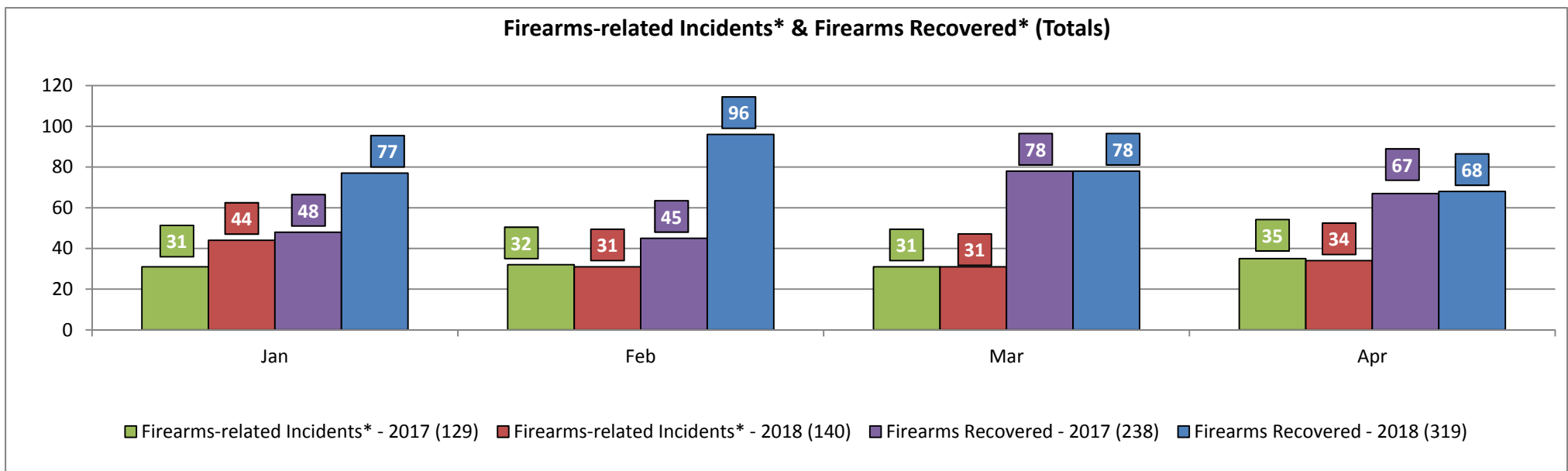
Mayor
Daniel Horrigan

Chief
Kenneth R. Ball II

Offense	FY 2018	FY 2017	% Change	# Change
Murder	7	12	-42%	-5
Robbery	119	128	-7%	-9
Aggravated Assault	265	318	-17%	-53
Sexual Assault	236	263	-10%	-27
Burglary/B & E	556	667	-17%	-111
Total Theft	1,502	1,355	11%	147
Motor Vehicle Theft	280	260	8%	20
Arson	18	35	-49%	-17
Overdose Deaths	11	51	-78%	-40
Totals	2,994	3,089	-3%	-95



There is a use of force incident roughly once every 1,270 ALL CFS** (62,207 CFS**) thus far in 2018. (49 Uses of Force)
There is a complaint roughly once every 3,110 ALL CFS** thus far in 2018. (20 complaints)



As of 1/2/2018 – Firearms-Related Incidents are now including city code violations

Source: CadSql2 db (CFS), .net Reporting Services (Crimes, SA=11*,36*), Murders (Sidoti**), Firearms* (Infantino, Firearms Table/EFP), UOF/Budget Info (Patrol/Carey-info current as of Date Ran)
Logic: qry --- ALL Calls & CFS – all calls minus 3s, 18s, 29s .net app, PC stats, * on OD Deaths-# subject to change pending ME results/no comparison to 2013, not included in 'Totals' final total.

**Changes made to reflect corrections, add attempts for firearms and remove one ORC code*

**Murder: The UCR Program does not include the following situations in the Murder offense classification: deaths caused by negligence, suicide, or accident; justifiable homicides; and attempts to murder or assaults to murder, which are classified as aggravated assaults.

Date Ran: 5/3/2018