



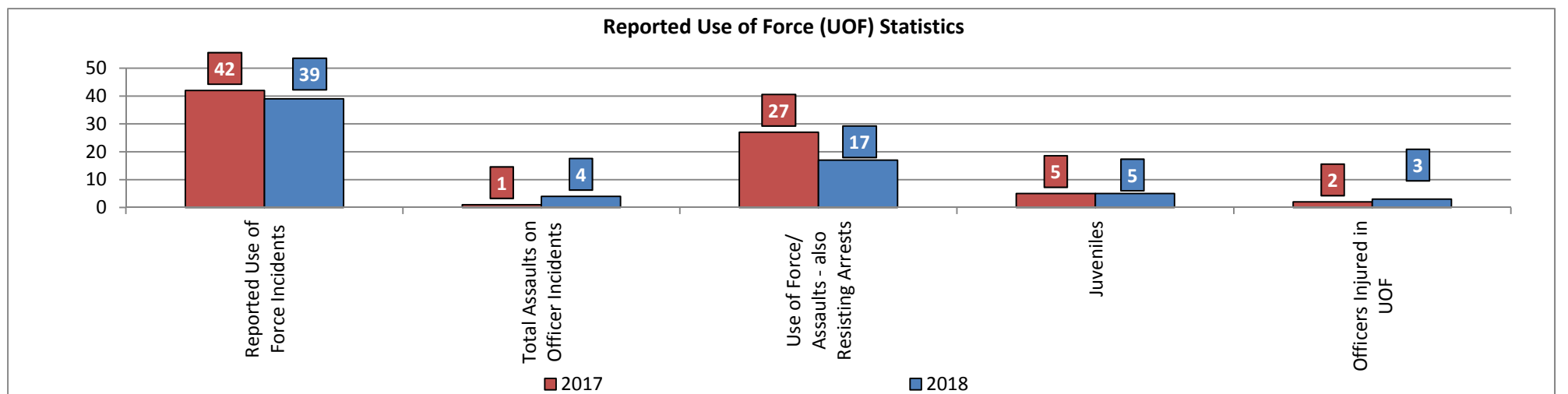
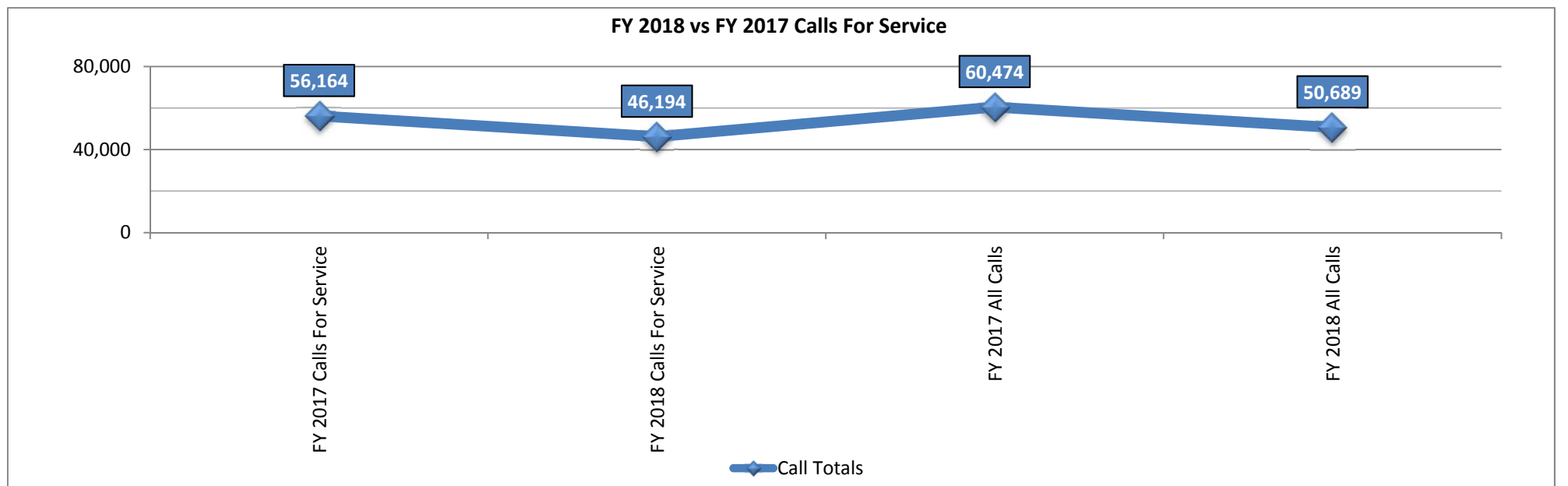
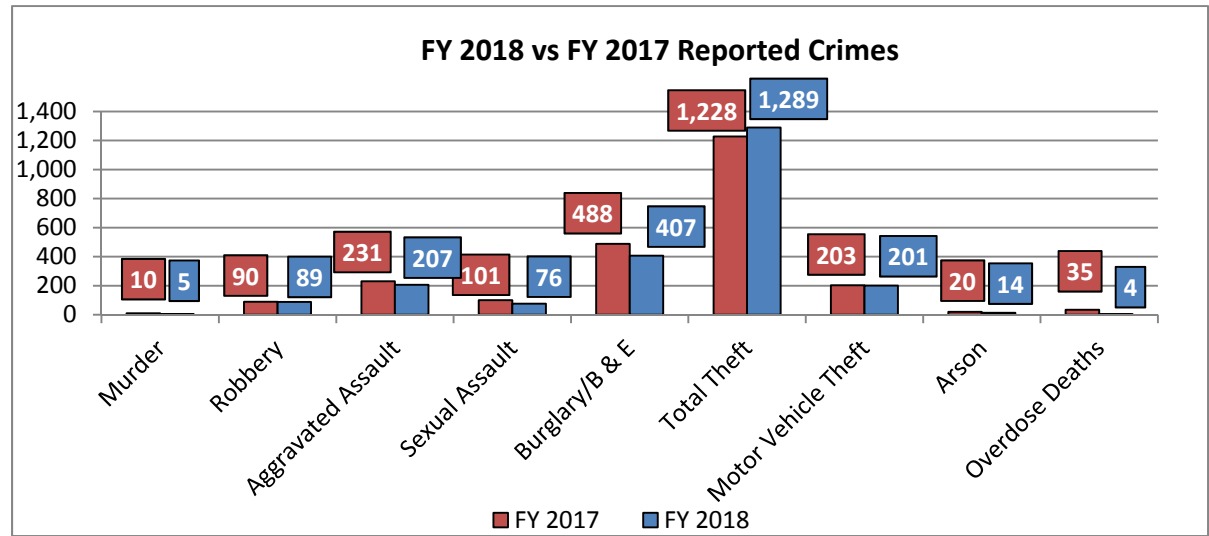
Akron Police Department "At A Glance"
FY 2018 (March)



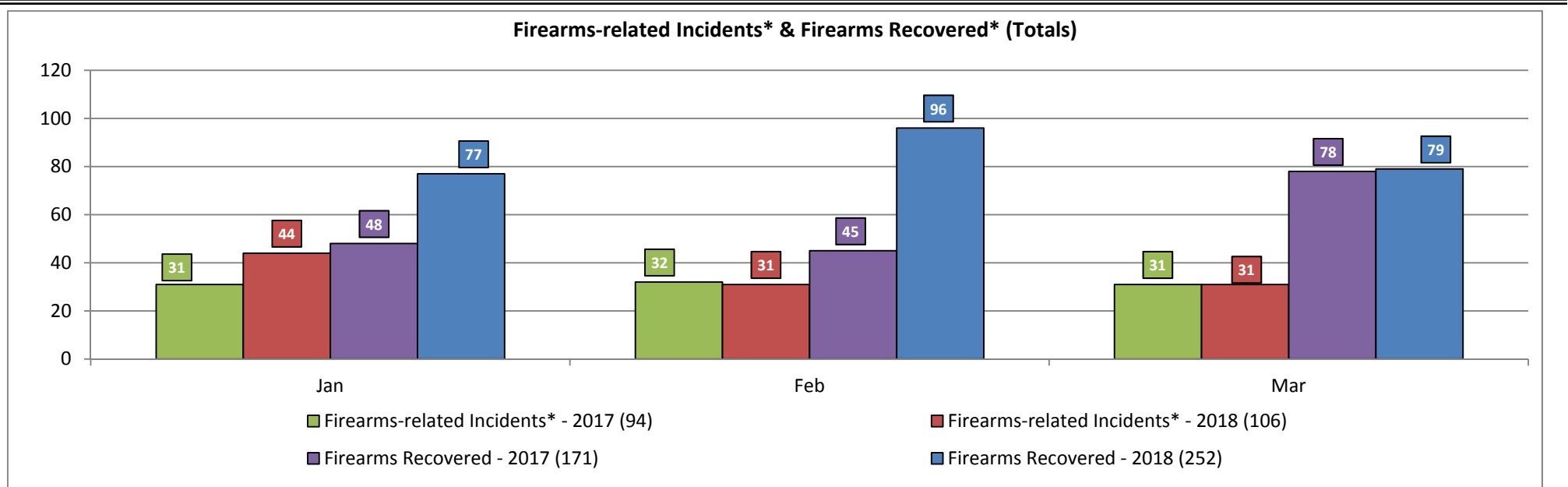
Mayor
Daniel Horrigan

Chief
Kenneth R. Ball II

Offense	FY 2018	FY 2017	% Change	# Change
Murder	5	10	-50%	-5
Robbery	89	90	-1%	-1
Aggravated Assault	207	231	-10%	-24
Sexual Assault	76	101	-25%	-25
Burglary/B & E	407	488	-17%	-81
Total Theft	1,289	1,228	5%	61
Motor Vehicle Theft	201	203	-1%	-2
Arson	14	20	-30%	-6
Overdose Deaths	4	35	-89%	-31
Totals	2,292	2,406	-5%	-114



There is a use of force incident roughly once every 1,184 ALL CFS** (46,194 CFS**) thus far in 2018. (39 Uses of Force)
There is a complaint roughly once every 2,887 ALL CFS** thus far in 2018. (16 complaints)



As of 1/2/2018 – Firearms-Related Incidents are now including city code violations

Source: CadSql2 db (CFS), .net Reporting Services (Crimes, SA=11*,36*), Murders (Sidoti**), Firearms* (Infantino, Firearms Table/EFP), UOF/Budget Info (Patrol/Carey-info current as of Date Ran)
Logic: qry --- ALL Calls & CFS – all calls minus 3s, 18s, 29s .net app, PC stats, * on OD Deaths-# subject to change pending ME results/no comparison to 2013, not included in 'Totals' final total.

**Murder: The UCR Program does not include the following situations in the Murder offense classification: deaths caused by negligence, suicide, or accident; justifiable homicides; and attempts to murder or assaults to murder, which are classified as aggravated assaults.
Date Ran: 4/4/2018